

FISCAL YEAR 2022-2023 BUDGET



CITY OF AVON PARK
Highlands County, Florida

Table of Contents



1	City Information
2	Budget Summary
3	General Fund Summary of Revenues
4	Ad Valorem Tax
5	Sales & Use Tax
6	Franchise Fees
7	Utility Service Tax
8	Local Business Tax
9	Licenses, Permits & Fees
10	Intergovernmental
11	Charges for Services
12	Fines & Forfeitures
13	Other Miscellaneous
14	General Fund Summary of Expenses
15	City Council
16	City Manager
17	Finance
18	City Attorney
19	Other Governmental Services
20	Law Enforcement
21	Fire Department
22	Code Enforcement
23	Planning & Zoning
24	Transportation
25	Parks & Recreation
26	Infrastructure Fund


27	Community Redevelopment Agencies
28	Main Street
29	Southside
30	Airport
31	Water & Wastewater Summary of Revenues
32	Water Revenue
33	Connections, Tapping & Capacity Fees
34	Miscellaneous Revenues
35	Wastewater Revenue
36	Penalties
37	Tapping & Capacity Fees
38	Miscellaneous Revenues
39	Water & Wastewater Summary of Expenses
40	Utility Billing Services
41	Wastewater Services
42	Water Services
43	Work Center
44	Airport Fund
45	Sanitation Fund
46	5 Yr. CIP Transportation
47	5 Yr. CIP Parks & Recreation
48	5 Yr. CIP Law Enforcement
49	5 Yr. CIP General Government
50	5 Yr. CIP Fire Department
51	5 Yr. CIP Water & Wastewater
52	5 Yr. CIP Sanitation



Mayor and City Council



Garrett Anderson, Mayor
Term Expires: November 2022



Jim Barnard, Deputy Mayor
Term Expires: November 2022.



Brittany McGuire
Councilmember
Term Expires:
November 2024

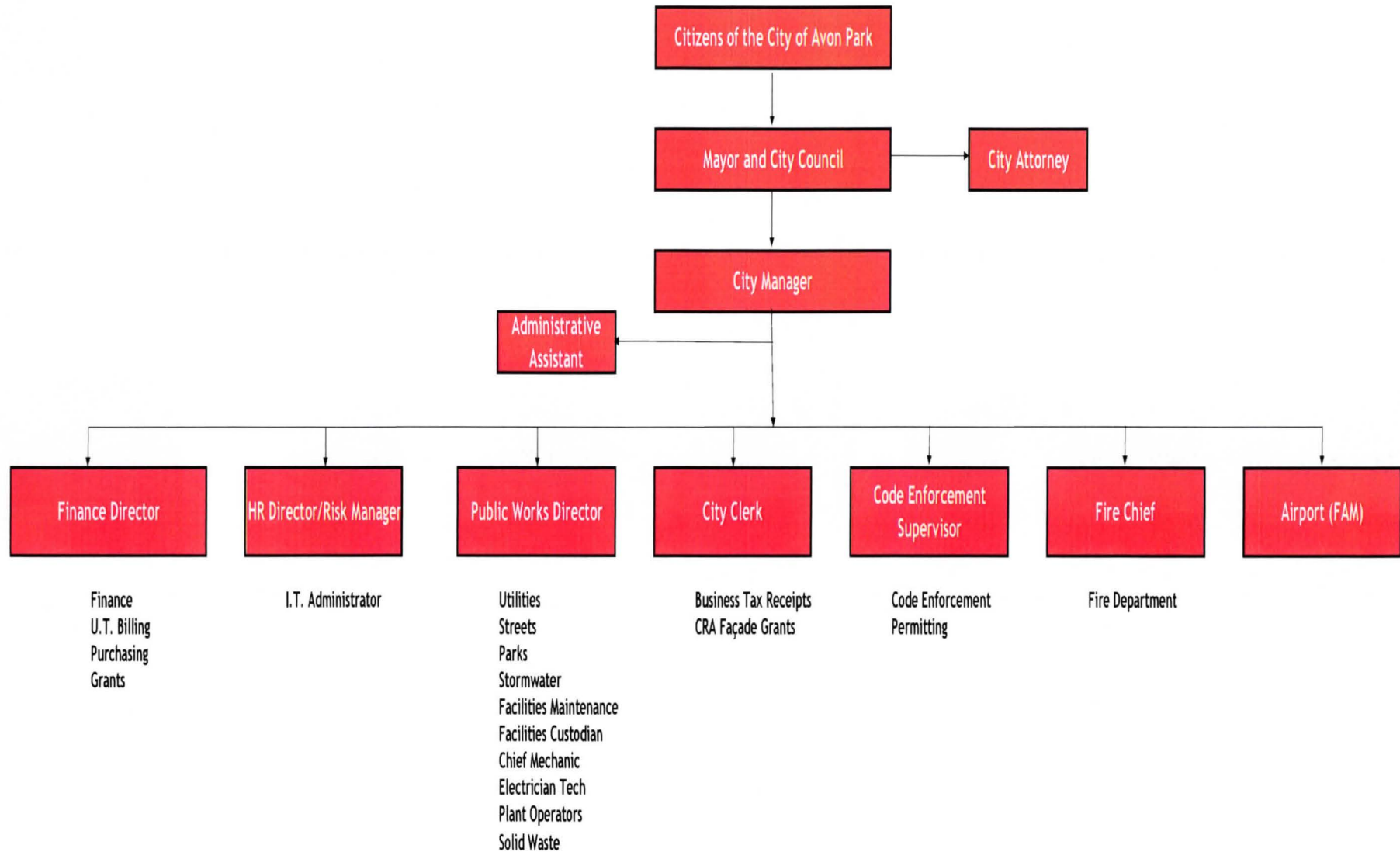


Michelle Mercure
Councilmember
Term Expires:
November 2024



Berniece Taylor
Councilmember
Term Expires:
November 2024

City of Avon Park Organizational Chart





September 26, 2022

To the Honorable Mayor and Members of the City Council, and Citizens of City of Avon Park, Florida.

The City Manager and the Finance Director are pleased to present the proposed annual operating and capital budget for the City of Avon Park, Florida for the fiscal year October 1, 2022 through September 30, 2023. The proposed budget was prepared in accordance with generally accepted accounting principles and all applicable City, State, and Federal requirements. We believe this budget will meet the challenges before us and set the stage for Avon Park's continued success.

The budget document is a financial plan, intended to articulate the goals and objectives set forth by the City Council. We are proud of the efforts made by staff to formulate a document that demonstrates the financial health of our community and that will serve as a meaningful and useful tool to monitor our financial progress.

Introduction

The City of Avon Park operates under the City Council/City Manager form of government. Policy-making and legislative authority are vested in a City Council consisting of a mayor, a deputy mayor and three City Council members. The City Council is responsible for establishing policy, passing ordinances and resolutions, adopting the budget, appointing committees and other duties. The City Manager is responsible for carrying out the policies established by the City Council, and overseeing the day-to-day operations of the City. The City Council is elected on a nonpartisan basis, and members serve three-year staggered terms. The mayor is elected to serve a three-year term. The City of Avon Park provides a full range of services, including law enforcement and fire protection; construction and maintenance of streets, sidewalks and other infrastructure; engineering; planning and community development; code enforcement; recreational programs; as well as administration and support services. In addition, the City operates enterprise funds for Water, Wastewater and Sanitation services.

Budget Presentation

The annual operating and capital budget is presented in nine sections: 1) City Information; 2) Budget Summary; 3) General Fund Budget, including line-item detail; 4) Infrastructure Fund Budget; 5) Community Redevelopment Funds; 6) Water & Wastewater Fund Budget, including line-item detail; 7) Airport Fund Budget; 8) Sanitation Fund, including line-item detail and 9) Capital Improvement Plan. The City Information section includes this budget message and a budget summary by fund. The Budget Fund sections include a summary and corresponding line-item detail. The Capital Improvement Program section includes the major capital improvements planned over the next five-year period.



Budget in Brief

The proposed FY22/23 budget totals \$43,668,640 for all funds. This represents an increase of \$5,057,220 or 13.1% over the 2022 budget. Capital expenditures in this year's budget total \$1,647,830 for improvements/equipment for street, sidewalk and curb improvements, stormwater & drainage, parks & recreation, law enforcement, general government, fire department and water and wastewater improvements and equipment.

Budget Highlights

Significant factors included in the proposed budget include:

- A Millage rate of 4.3681 per \$1,000 of assessed value; which represents an increase of 2.12 mills from the previous year.
- The City's current year taxable value is \$378,015,392, an increase of \$34,248,073 or 9.96%.
- FY22-23 Interlocal agreement with Highlands County Sheriff's Office totals \$2,510,610, an increase of \$588,520 or 23.4%.
- 12 new full-time positions added

Significant capital costs include:

- Governmental Services
 - New roof at City Hall – Rollover from FY21-22 \$100,000
 - Accounting and Municipal Software \$224,790
- Public Safety
Law Enforcement
 - Vehicles \$200,340
- Fire Department
 - Fire Hydrant Maintenance & Replacement \$ 50,000
 - Firefighting Equipment Washer \$ 46,000
 - Brush Truck \$220,000
 - Radios \$ 17,100
 - Bunker Gear \$ 12,500
 - Station Chairs \$ 3,000
 - Fire Station Harding \$894,090



CITY OF AVON PARK
City of Charm

Fiscal Year 22-23
Annual Budget

• Streets	
➤ Improvements	\$ 50,000
• Transportation	
➤ Street Improvements	\$500,000
➤ Sidewalks and Curbs	\$100,000
➤ Stormwater & Drainage	\$200,000
➤ Man Lift	\$ 30,950
➤ F350 4WD Diesel	\$ 69,290
➤ 2 – F150 Super Cabs	\$ 72,880
➤ T350 High Roof Cargo Van	\$ 52,050
• Parks and Recreation	
➤ New Roof at Community Center - Rollover FY21/22	\$250,000
➤ Durrah Martin Park Improvements	\$400,000
➤ MLK Sports Complex Improvements	\$400,000
➤ Roofs @ Lucy Derkman Softball Complex	\$ 16,840
➤ Toro Sand Pro	\$ 23,050
➤ Vermeer Bruch Chipper	\$ 39,460
➤ Walk Behind Floor Scrubber	\$ 3,430
• Water & Wastewater	
➤ DEO Distribution & Drinking Water Improvements	\$670,600
➤ Water Meter Replacement	\$500,000
➤ Waterline Transmission	\$500,000
➤ Lift Station Rehabilitation	\$250,000
➤ Wastewater Lining & Pipe Bursting	\$250,000
➤ F350 4WD	\$ 58,000
➤ F150 4WD	\$ 40,600
➤ Metal Detectors	\$ 6,000
➤ Hydro Flushers	\$ 89,400
➤ Stump Grinder	\$ 11,750
➤ Rear Winch	\$ 3,770
➤ Shredder	\$ 18,300



Budget Overview

The following section provides a brief overview of each fund:

General Fund - The proposed FY22/23 general fund budget is balanced at \$14,734,840, an increase of 30.9% over the FY21/22 budget. Expenditures, including capital, irrespective of transfers out and fund balance are budgeted at 9,756,610. Revenues, irrespective of transfers in and fund balance, are budgeted at 9,814,600.

Property tax revenues reflect an increase of \$856,300 or 120% over the preceding year. The FY22/23 proposed property tax millage rate of 4.3681, reflects an 86.35% increase over the rolled-back rate of 2.3440. The rolled-back rate represents the rate that would produce the same amount of property tax revenue as the prior year. Overall, the assessed value of all property located within the corporate limits of the City is estimated at \$378,015,392.

Infrastructure Fund – The proposed FY22/23 infrastructure fund budget is balanced at \$5,895,840. These funds are allocated for improvements, infrastructure and capital assets.

Community Redevelopment Agency (CRA) Fund - The proposed FY22/23 community redevelopment agency fund budget is balanced at \$1,210,080. These funds are allocated for improvements in the CRA main street, southside and airport districts. The expenditures planned for this fund are committed under the direction of the Community Redevelopment Agency Board.

Water/Wastewater Fund - The proposed FY22/23 water/Wastewater fund budget is balanced at \$16,158,010, a decrease of 1.69% under the FY21/22 budget. Expenditures, including capital assets, irrespective of transfers out and fund balance are budgeted at 6,423,780. Revenues, irrespective of transfers in and fund balance are budgeted at 6,389,100.

Airport Fund – The proposed FY22/23 airport fund budget is balanced at \$3,616,740. These funds are allocated for improvements, infrastructure and capital assets at the airport.

Sanitation Fund - The proposed FY22/23 Sanitation fund budget is balanced at \$2,053,130, a decrease of 21% under the FY21/22 budget. Expenditures, irrespective of transfers out and fund balance are budgeted at 1,896,320. Revenues, irrespective of transfers in and fund balance are budgeted at 1,472,500.

Capital Improvement Program

The city operates a five-year Capital Improvement Program (CIP) to ensure adequate public facilities are in place as the city continues to grow.



Conclusion


In summary, the FY22/23 budget represents a sound financial and operating plan that addresses the City of Avon Park's priorities while, continuing to provide an outstanding level of service to our residents. Our goal is to utilize the growth from our annexations and commercial construction to reduce the overall tax burden on the residents.

Acknowledgements

We would especially like to thank the Mayor and Council Members for their interest and support in planning, budgeting, and conducting the financial operations of the City in a responsible and prudent manner.

Respectfully submitted,


Mark C. Schrader
City Manager


Melody Sauerhafer
Finance Director

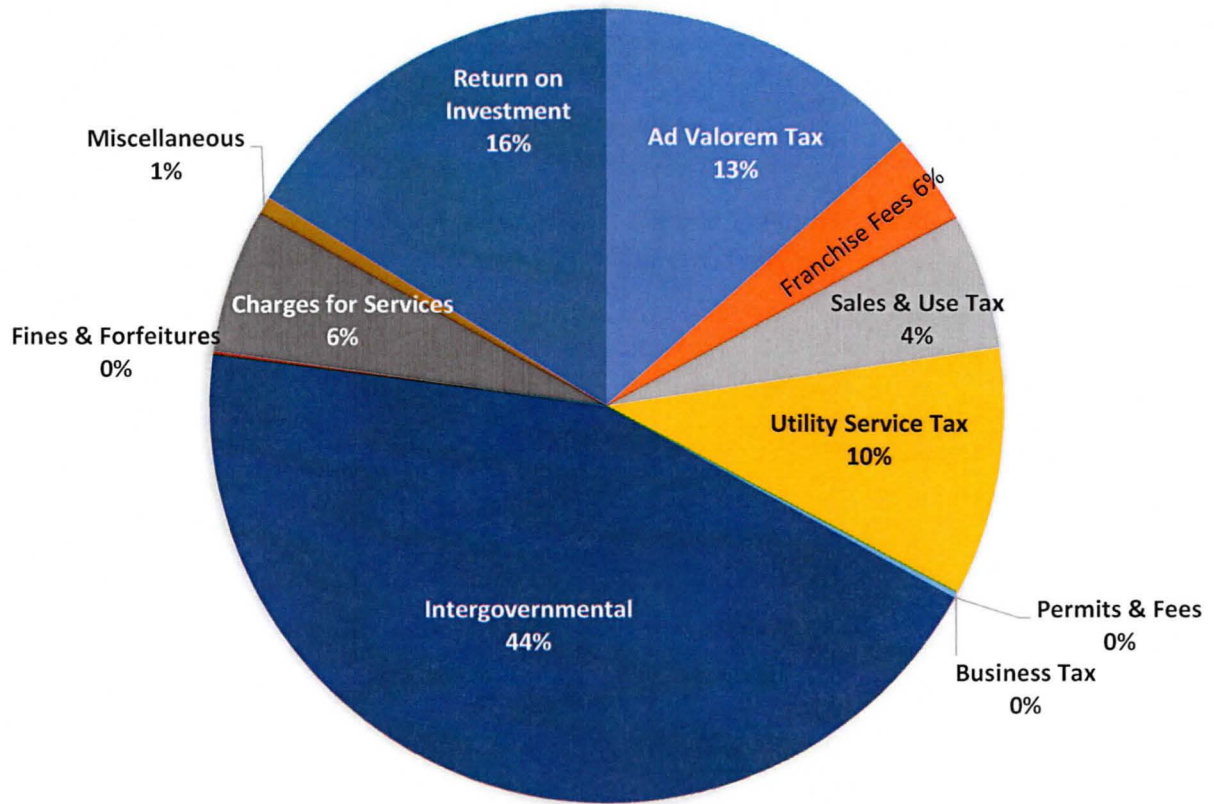


Budget Summary

Millage/\$1,000 of Property Value, Millage rate 4.3681	GENERAL FUND	INFRASTRUC- TURE FUND	CRA FUNDS	WATER/ WASTEWATER FUND	AIRPORT FUND	SANITATION FUND	TOTAL
ESTIMATED REVENUES							
Ad Valorem Tax (Millage/\$1,000)	1,568,650						1,568,650
Sales and Use Taxes	440,000	1,300,000					1,740,000
Franchise Fees	647,000						647,000
Utility Service Tax	1,183,000						1,183,000
Business Tax	28,000						28,000
Permits and Fees	200				10,000		10,200
Intergovernmental	5,163,360		672,460		3,105,740		8,941,560
Fines and Forfeitures	16,600						16,600
Charges for Services	687,190			6,389,100		1,472,500	8,548,790
Other	80,600				501,000		581,600
TOTAL SOURCES	9,814,600	1,300,000	672,460	6,389,100	3,616,740	1,472,500	23,265,400
Transfers In	1,900,000			17,890		16,920	1,934,810
Fund Balance/Reserves/Net Assets	3,020,240	4,595,840	537,620	9,751,020	0	563,710	18,468,430
TOTAL REVENUES, TRANSFERS & FUND BALANCES	14,734,840	5,895,840	1,210,080	16,158,010	3,616,740	2,053,130	43,668,640
ESTIMATED EXPENDITURES							
General Government	1,233,300	100,000					1,333,300
Public Safety	6,179,110	514,440					6,693,550
Physical Environment				6,423,780		1,896,320	8,320,100
Transportation	1,443,600	800,000			3,699,470		5,943,070
Economic Environment			1,210,080				1,210,080
Culture/Recreation	900,600	550,000					1,450,600
Debt Service							
TOTAL EXPENDITURES	9,756,610	1,964,440	1,210,080	6,423,780	3,699,470	1,896,320	24,950,700
Operating Transfers Out				1,900,000	50,810		1,950,810
Fund Balance/Reserves/Net Assets	4,978,230	3,931,400	0	7,834,230	(133,540)	156,810	16,767,130
TOTAL EXPENDITURES, TRANSFERS, AND FUND BALANCES	14,734,840	5,895,840	1,210,080	16,158,010	3,616,740	2,053,130	43,668,640



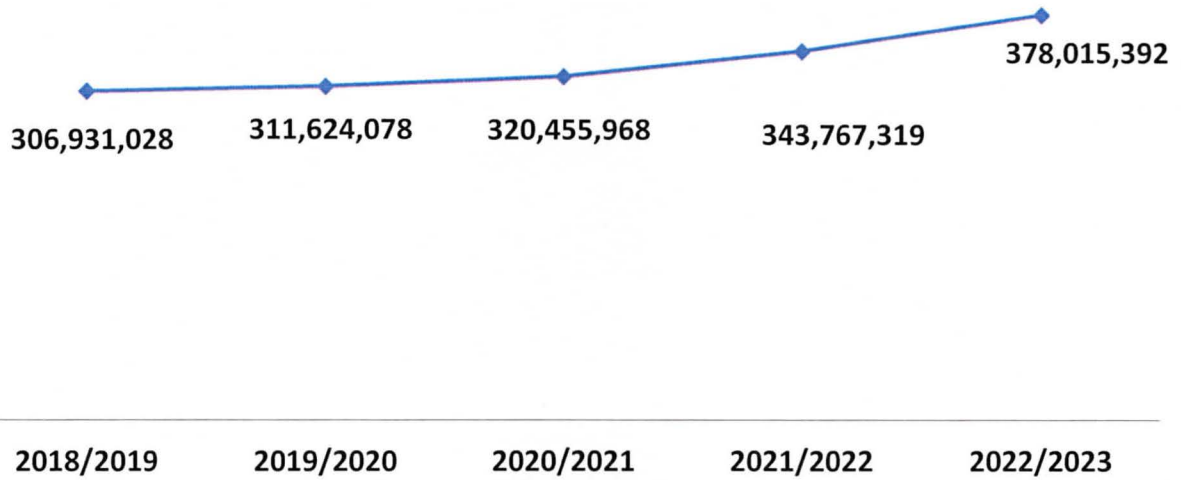
Total General Fund Revenues



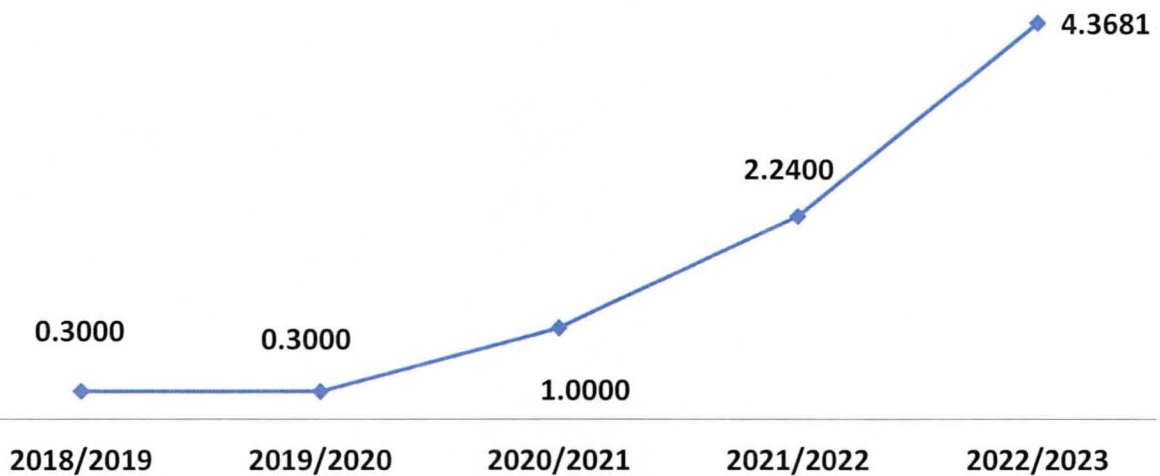
Ad Valorem Tax	1,568,650
Sales & Use Tax	440,000
Franchise Fees	647,000
Utility Service Tax	1,183,000
Business Tax	28,000
Permits & Fees	200
Intergovernmental	5,163,360
Fines & Forfeitures	16,600
Charges for Services	687,190
Miscellaneous	80,600
Total Operating Revenues	9,814,600
Return on Investment	1,900,000
Total	11,714,600



Taxable Value



Ad Valorem Millage Rate





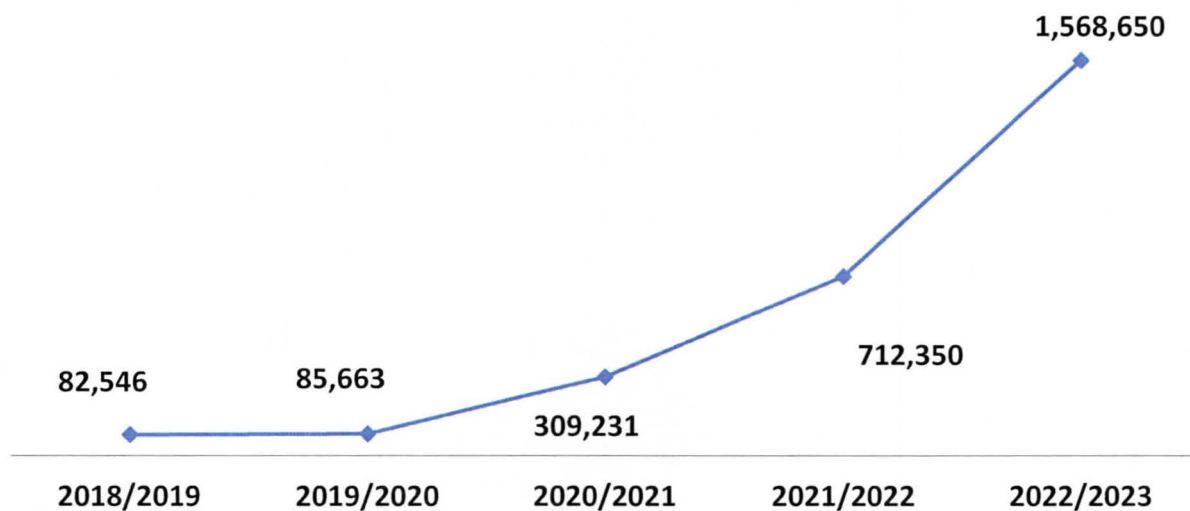
Ad Valorem Tax Revenue

Description: A tax on property paid by owners of real and personal property within the City limits. The tax is based on an assessment made by Highlands County Property Appraiser on the market value of property and improvements.



Highlands County

Property Appraiser
C. Raymond McIntyre, CFA





Sales & Use Tax Totals

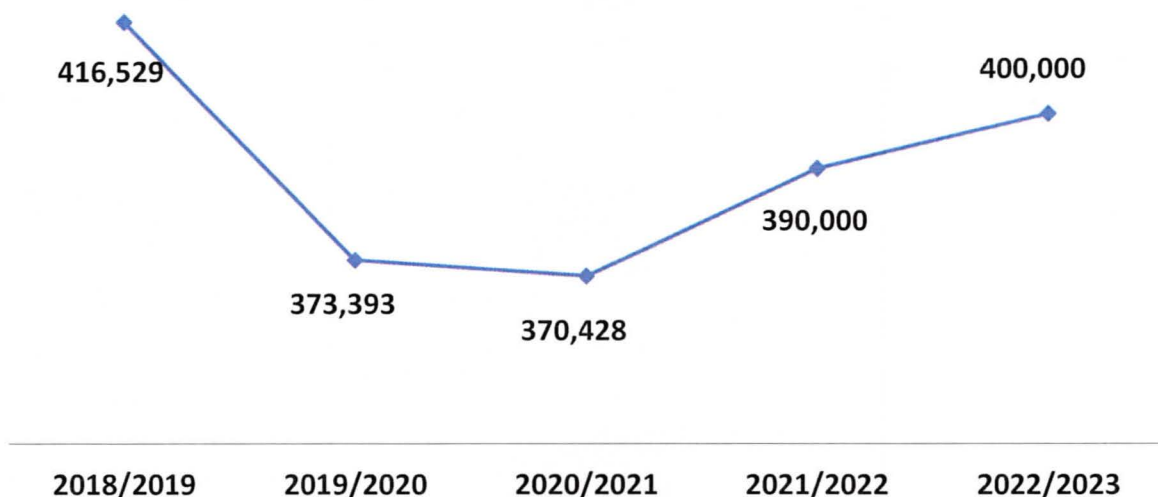
Type of Revenue	Amount Budgeted
Local Option Gas Taxes	400,000
Fire Insurance Premium Tax	40,000
Total Sales & Use Tax	440,000



Local Option Gas Tax

Description: County and Municipal governments are authorized to levy up to 12 cents of local option fuel taxes in the form of three separate levies. The first is a tax of 1 to 6 cents on every net gallon of motor and diesel fuel sold within a county. This tax may be authorized by an ordinance adopted by a majority vote of the governing body or voter approval in a countywide referendum. Generally, the proceeds may be used to fund transportation expenditures.

The second is a tax of 1 to 5 cents on every net gallon of motor fuel sold within a county. Diesel fuel is not subject to this tax. This additional tax shall be levied by an ordinance adopted by a majority plus one vote of the membership of the governing body or voter approval in a countywide referendum. Proceeds received from this additional tax may be used for transportation expenditures needed to meet the requirements of the capital improvements element of an adopted local government comprehensive plan or for expenditures needed to meet immediate local transportation problems and for other transportation related expenditures that are critical for building comprehensive roadway networks by local governments.

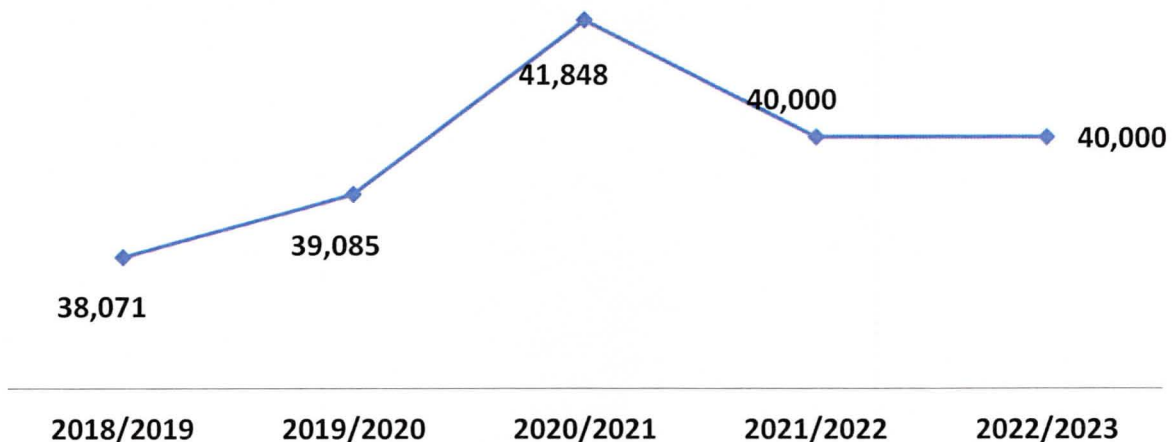




Fire Insurance Premium Tax

Description: Participating cities and special fire control districts are eligible to receive annual distributions of state premium tax collections on property and casualty insurance policies written within the city/district limits or boundaries of the participating plan. The amount of premium taxes collected under Chapter 175 is equal to 1.85 percent of all property insurance written within the city limits or boundaries (in the case of fire districts) of the participating plan. Chapter 185 levies a 0.85 percent tax on all casualty insurance premiums written within the city limits of the participating plan. These amounts are collected by the Department of Revenue and reported on the DR-908 tax return, and then transferred to the Police Officers and Firefighters' Premium Tax Trust Fund at the Division of Retirement. These funds are then available for distribution on or before July 1 to the participating pension plans on an annual basis, once the plan has been determined to be in compliance with all applicable statutory requirements.

**MUNICIPAL
& POLICE OFFICERS
& FIREFIGHTERS'**
Retirement Trust Funds Office





Franchise Fees Totals

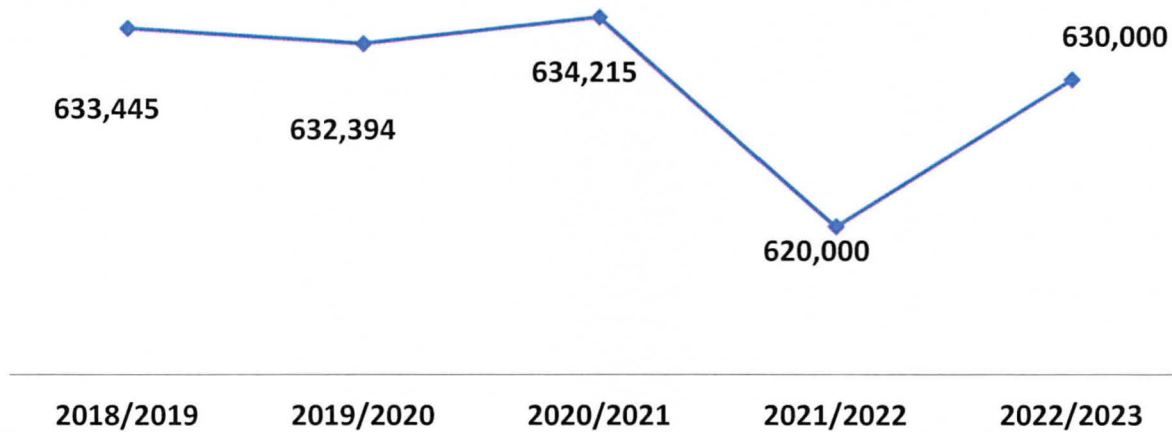
Type of Revenue	Amount Budgeted
Electric Franchise Fees	630,000
Gas Franchise Fees	17,000
Total Franchise Fees	647,000





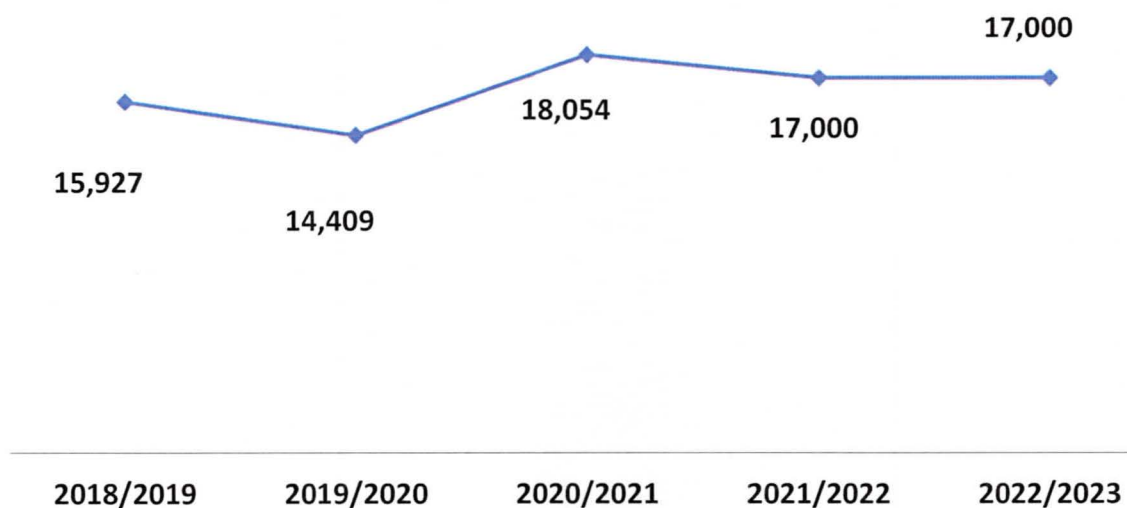
Electric Franchise Fees

Description: Franchise fees are established by franchise agreements between the City and service providers of electricity and natural gas.



Gas Franchise Fees

Description: Franchise fees are established by franchise agreements between the City and service providers of electricity and natural gas.



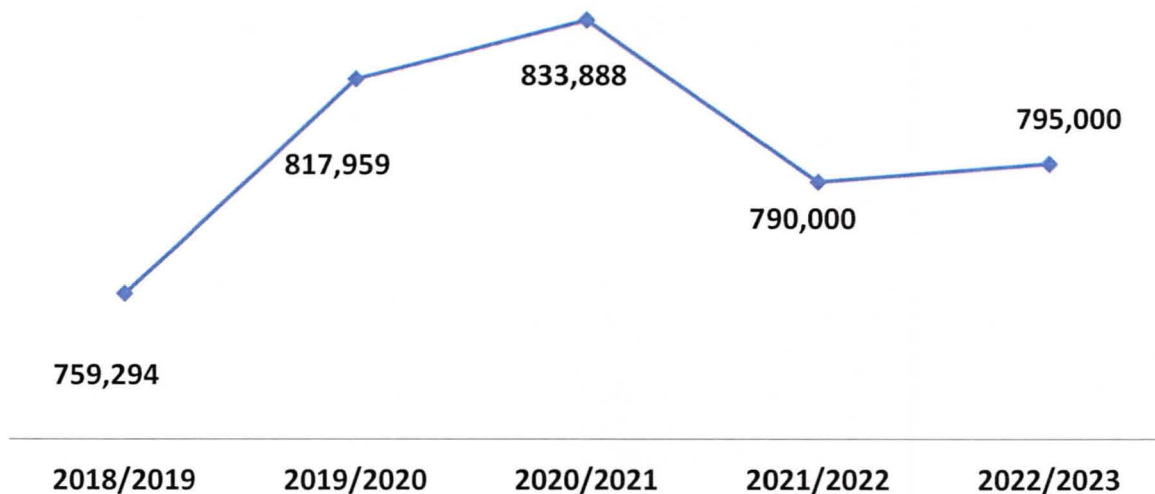


Utility Service Tax Totals

Type of Revenue	Amount Budgeted
Electric Utility Tax	795,000
Water Utility Tax	135,000
Gas Utility Tax	23,000
Communication Service Tax	230,000
Total Franchise Fees	1,183,000

Electric Utility Tax

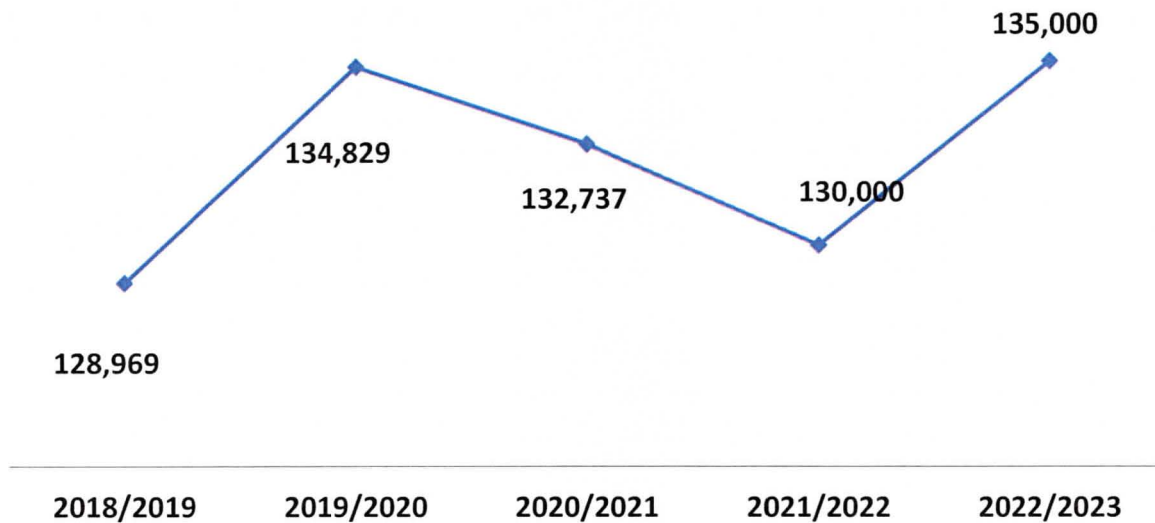
Description: The City imposes and levies a tax on every purchase of electricity, metered or bottled gas (natural liquefied petroleum gas or manufactured), fuel oil and water service in the corporation limits a tax amounting to 10% of the monthly charge for each service. (Ord. No. 11-02)





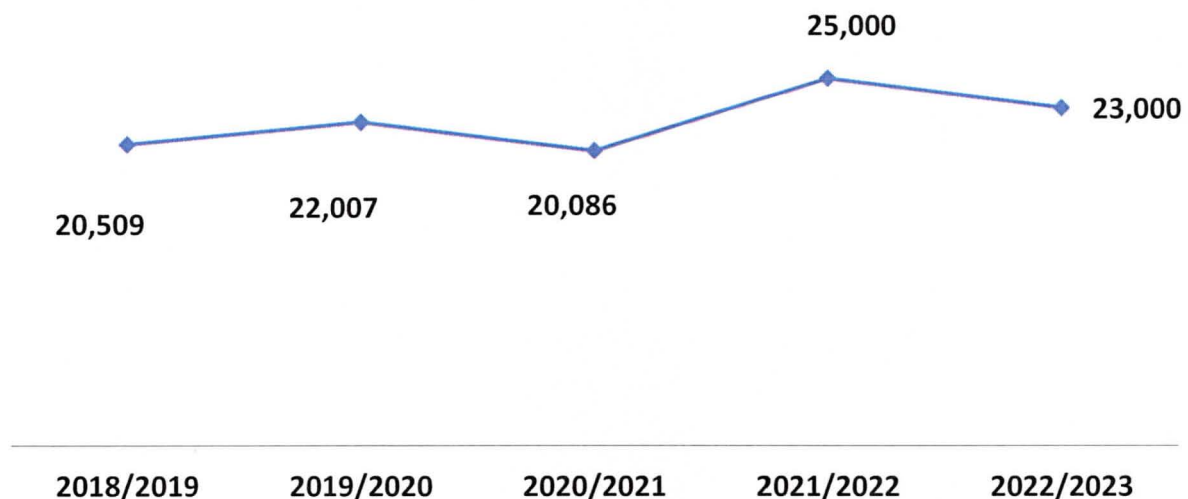
Water Utility Tax

Description: The City imposes and levies a tax on every purchase of electricity, metered or bottled gas (natural liquefied petroleum gas or manufactured), fuel oil and water service in the corporation limits a tax amounting to 10% of the monthly charge for each service. (Ord. No. 11-02)



Gas Utility Tax

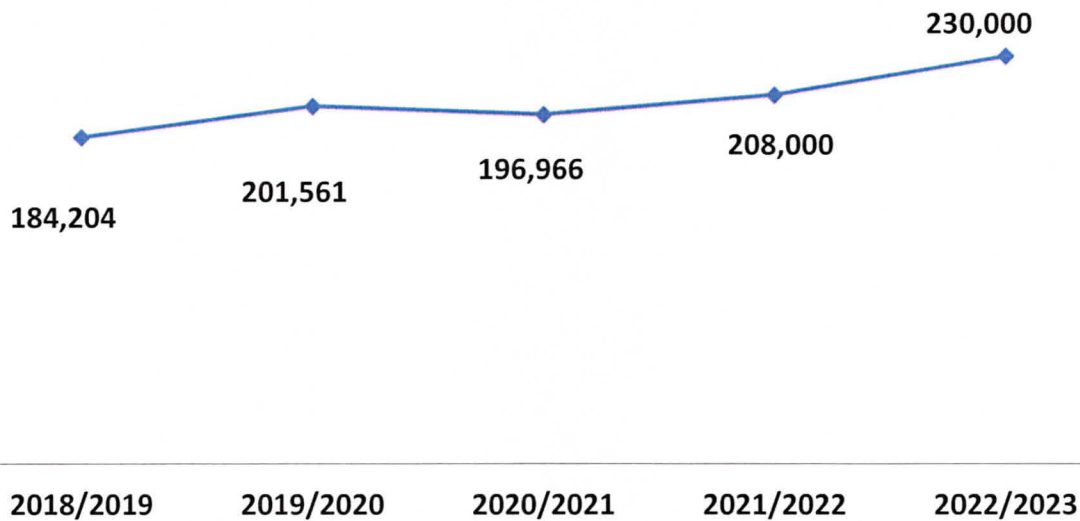
Description: The City imposes and levies a tax on every purchase of electricity, metered or bottled gas (natural liquefied petroleum gas or manufactured), fuel oil and water service in the corporation limits a tax amounting to 10% of the monthly charge for each service. (Ord. No. 11-02)





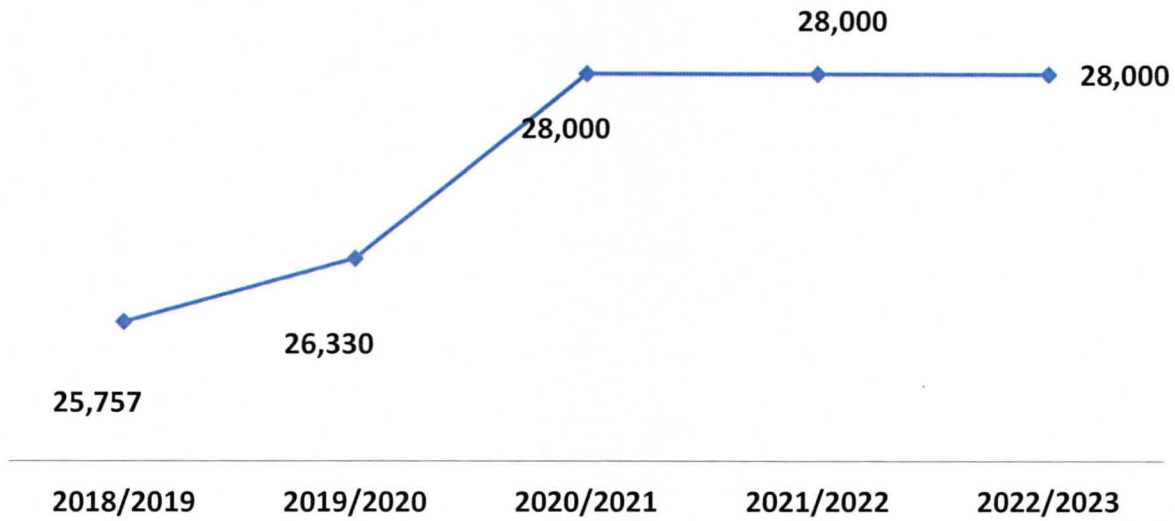
Communication Service Tax

Description: The Communication Service Tax Law was enacted to restructure taxes on telecommunications, cable, direct-to-home satellite, and related services that existed prior to October 1, 2001. Communication Services encompasses voice, data, audio, video, or any other information or signals, including cable services, that are transmitted by any medium. The tax is imposed on retail sales of communications services which originate and terminate in the State. Tax proceeds are transferred to county and municipal governments, the Public Education Capital Outlay and Debt Service Trust Fund, and the State's General Revenue Fund.



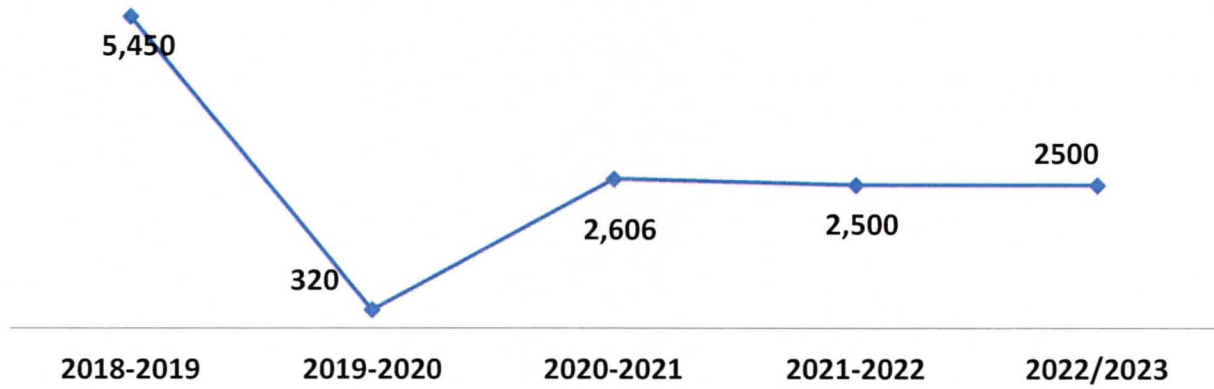


Local Business Tax





Licenses, Permits & Fees





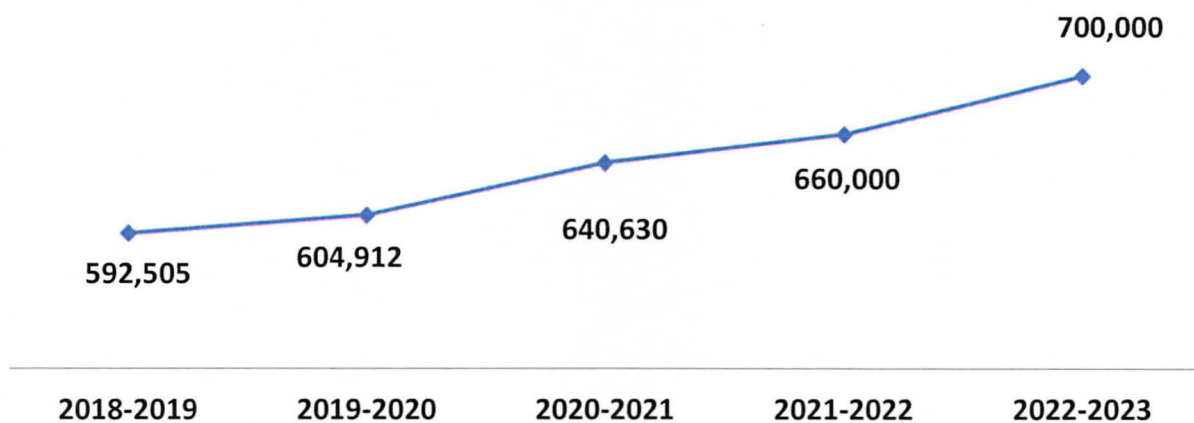
Intergovernmental Revenue

Type of Revenue	Amount Budgeted
Half Cent Sales Tax	700,000
8 th Cent Sales Tax	118,000
Mobile Home Fees	4,340
Alcoholic Beverage License	8,500
Revenue Sharing	416,600
Firefighter Supplemental Compensation	2,000
DOT Lighting Contract	81,180
DOT Mowing Contract	38,650
Grants	3,794,090
Total Intergovernmental Revenues	5,163,360



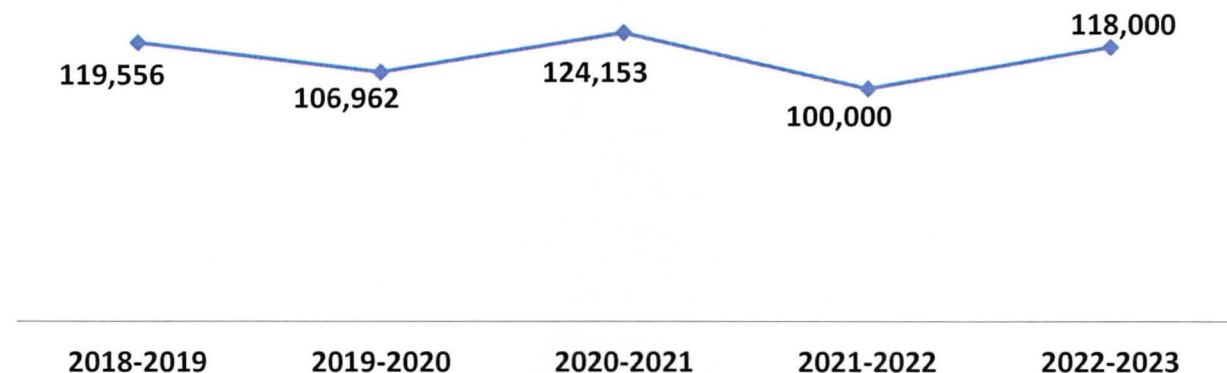
Half Cent Sales Tax

Description: Created in 1982, this program generates the largest amount of revenue for local governments among the state-shared revenue sources authorized by the Legislature. The program is administered by the Department of Revenue. Net sales tax proceeds are transferred to the Local Government Half-Cent Sales Tax Clearing Trust Fund. The Department is authorized to deduct the 7.3 percent General Revenue Service Charge from this trust fund. Monies in the trust fund shall be distributed monthly to participating counties and municipalities. The program's primary purpose is to provide relief from ad valorem and utility taxes in addition to providing municipalities with revenues for local programs.



8th Cent Sales Tax

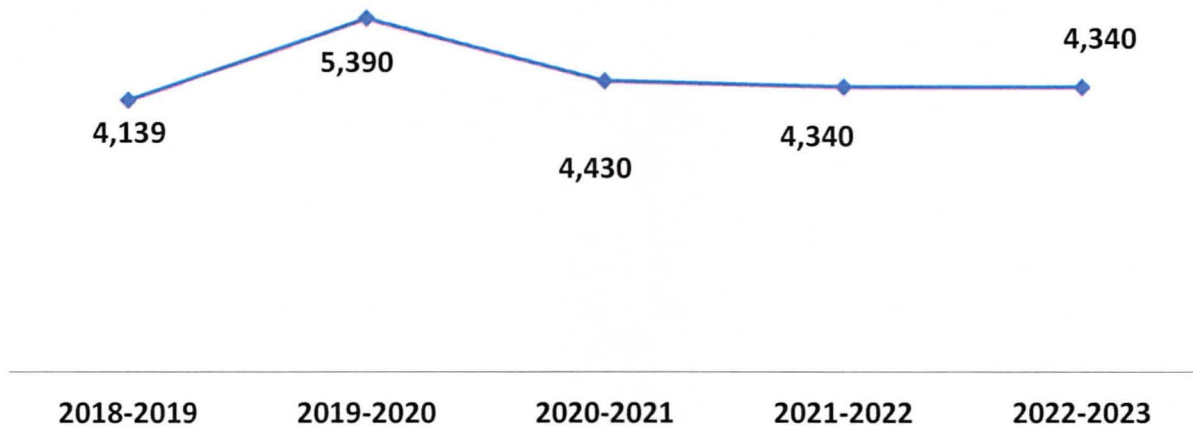
Description: County governments are authorized to levy up to 12 cents of local option fuel taxes in the form of three separate levies. The first is a tax of 1 cent on every net gallon of motor and diesel fuel sold within a county. Known as the 8th-cent fuel tax, this tax may be authorized by an ordinance adopted by an extraordinary vote of the governing body or Voter approval in a countywide referendum. Generally, these proceeds may be used to fund transportation expenditures.





Mobile Home Fees

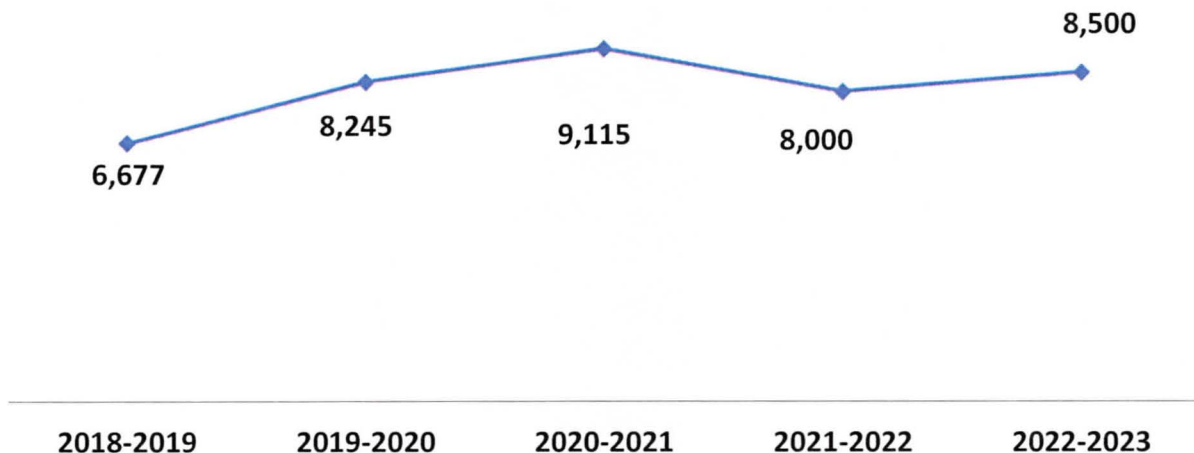
Description: Counties, municipalities and school districts receive proceeds from an annual license tax levied on all mobile homes, park trailers, travel trailers and fifth-wheel trailers exceeding 35 feet in body length. The license taxes, ranging from \$20 to \$80 depending on vehicle type and length, are collected in lieu of ad valorem taxes. Half of the proceeds are remitted to the respective district school board. The other half is distributed to the respective municipalities depending on the location of such units or the county if the units are located in the unincorporated area. The use of the revenue is at the discretion of the governing body.





Alcoholic Beverage License Tax

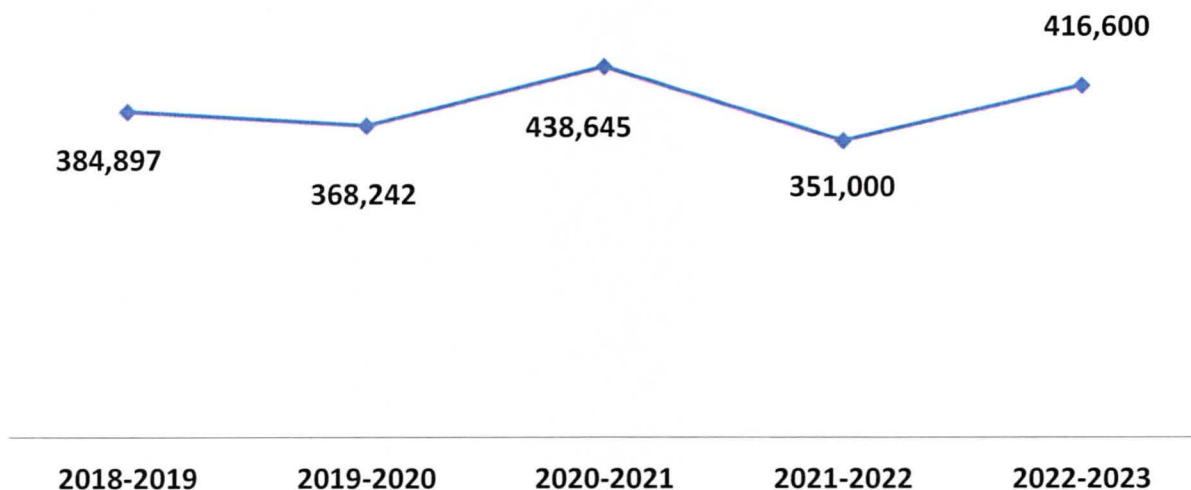
Description: A portion of an annual state license tax levied on manufacturers, distributors, vendors, brokers, sales agents, and importers of alcoholic beverages and collected within a county or municipality is shared with those local governments. An annual license tax is imposed on the following: 1) any person operating a bottle club; 2) vendors of malt beverages containing alcohol of 0.5 percent or more by volume, manufacturers engaged in the business of brewing only malt beverages, or distributors of alcoholic beverages containing less than 17.259 percent alcohol by volume; 3) vendors authorized to sell brewed beverages containing malt, wines, and fortified wines; authorized wine manufacturers; or distributors authorized to sell brewed beverages containing malt, wines, and fortified wines in counties where the sale of intoxicating liquors, wines, and beers is permitted; 4) vendors permitted to sell any alcoholic beverages regardless of alcoholic content, persons associated together as a chartered or incorporated club, and any caterer at a horse or dog racetrack or jai alai fronton; 4 and 5) authorized liquor manufacturers and distributors as well as brokers, sales agents, and importers, as defined in s. 561.14(4)-(5), F.S.





Revenue Sharing

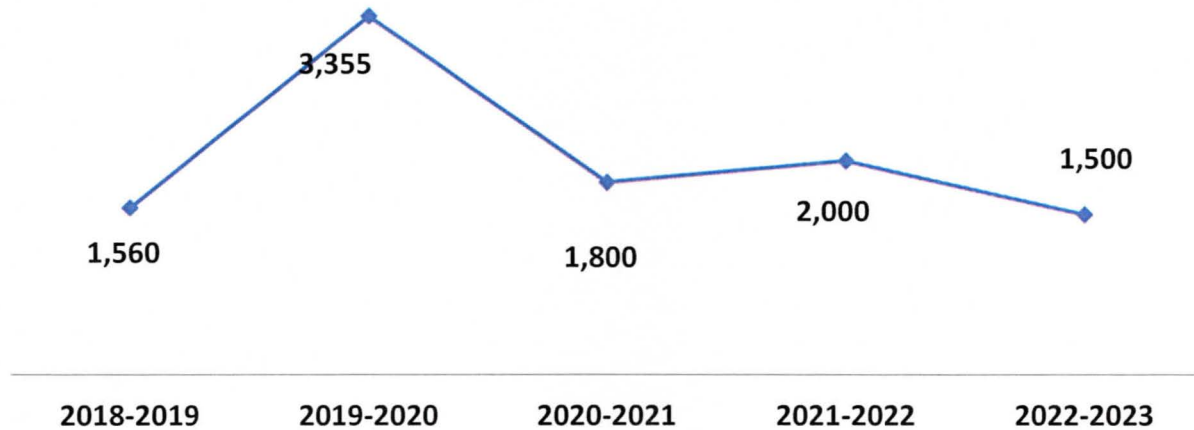
Description: The Florida Revenue Sharing Act of 1972 was a major attempt by the Legislature to ensure a minimum level of revenue parity across units of local government. Provisions in the enacting legislation created the Revenue Sharing Trust Fund for Municipalities, which currently receives 1.3653 percent of net sales and use tax collections and the net collections from the one-cent municipal fuel tax. Effective January 1, 2014, the trust fund no longer receives 12.5 percent of the state alternative fuel user decal fee collections due to the repeal of the annual decal fee program for motor vehicles powered by alternative fuels. However, beginning January 1, 2024, 25 percent of the 4 cents of excise tax levied upon each motor fuel equivalent gallon of natural gas fuel, pursuant to s. 206.9955(2)(a), F.S, shall be transferred to the trust fund. An allocation formula serves as the basis for revenue distribution to each municipality that meets strict eligibility requirements. Municipalities must use the funds derived from the one-cent municipal fuel tax for transportation-related expenditures. Additionally, there are statutory limitations on the use of the funds as a pledge for bonded indebtedness.





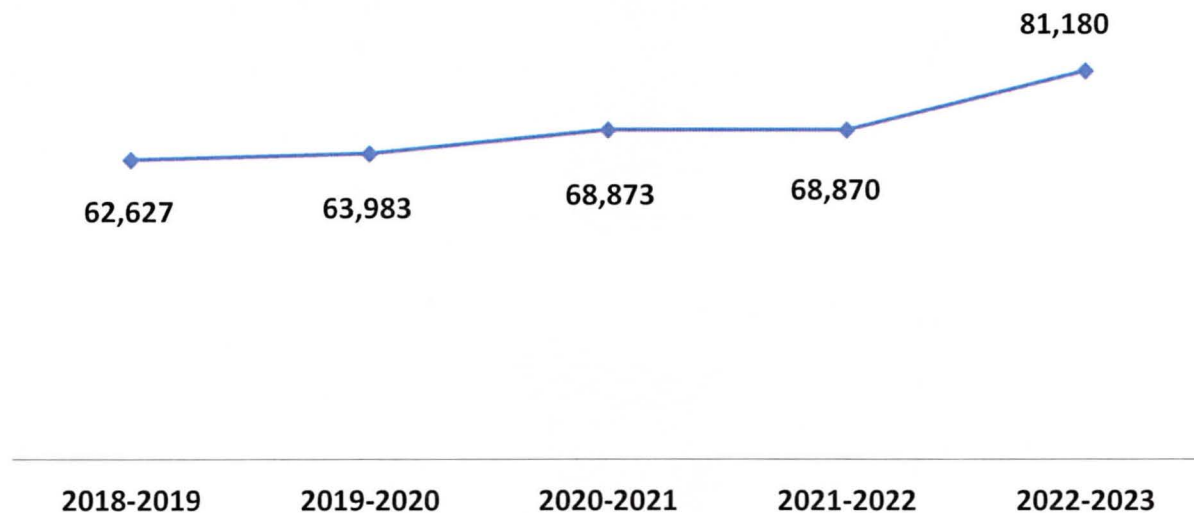
Firefighter Supplemental Compensation

Description: Firefighter Supplemental Compensation is paid to Firefighters who hold a college degree, benefits differ with each degree held. FS 633.382



FDOT Highway Lighting Contract

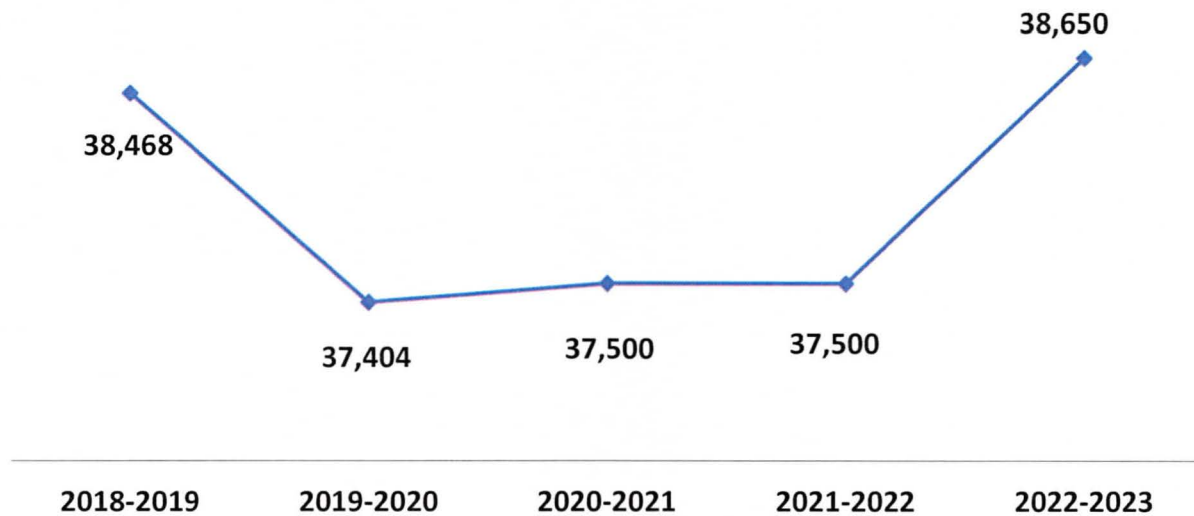
Description: The City entered into a maintenance and compensation agreement with the State of Florida Department of Transportation (FDOT). The City maintains the lighting for roadways and recreational areas owned by or located on FDOT property located on the State Highway System within the jurisdictional boundaries of the City.





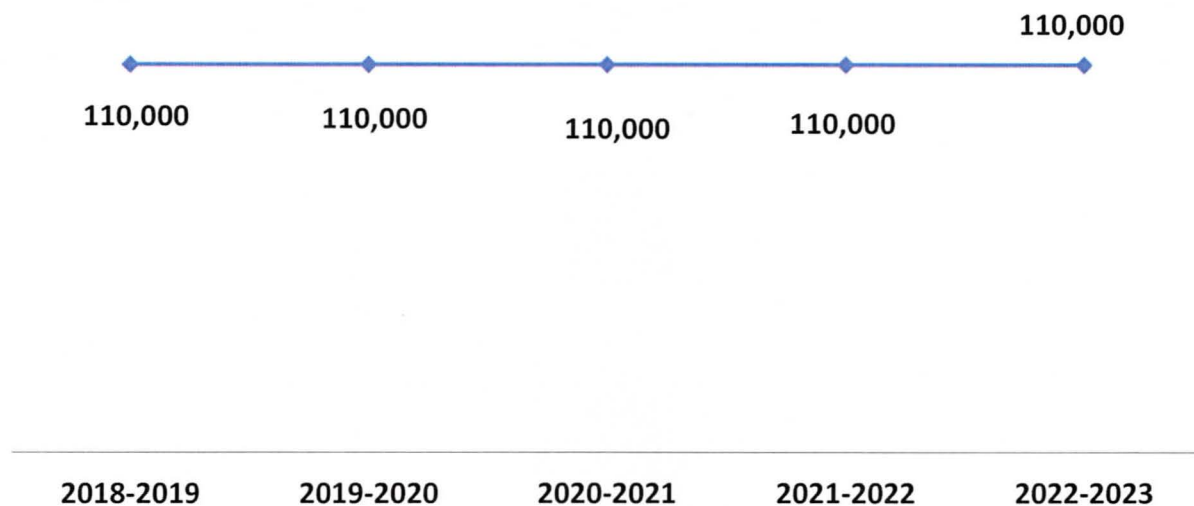
FDOT Mowing of ROWs Contract

Description: The City entered into a maintenance and compensation agreement with the State of Florida Department of Transportation (FDOT). The City is responsible for mowing and maintaining areas owned by or located on FDOT property located on the State Highway System within the jurisdictional boundaries of the City.



Highlands County Recreation Grant


Description: The City entered into an interlocal recreation grant agreement with Highlands County. The County makes annual disbursements to the City in the amount of \$110,000, this interlocal agreement is renewed annually in around March. Funding is used to offset expenses in the recreation department.





FRDAP Grants

\$200,000 – Martin Luther King, Jr. Sports Complex: To be considered is the rehab of existing concrete bleachers; addition of new bleachers on the visitor side; improved basketball courts; replacement of rusted fencing around the field; re-striping the existing parking area; and addition of pavilions on the visitor's side of the field.



\$400,000 – Durrah Martin Park: Plans for Durrah Martin Park include a passive/paved parking lot (storm water friendly); irrigation system; walking trail around the complex; additional bleacher seating; second child playground area; relocating and constructing a screened recycle/dumpster enclosure; and development of additional pavilions.



\$2,490,000 – American Rescue Plan Act: City Council has approved to use \$2,490,000 in American Rescue Plan Funds to pay for the majority of FY2022-2023 Law Enforcement Services, using the standard allowance option approved by the United States Treasury. Under the standard allowance option, Treasury presume that up to \$10M in revenue has been lost due to the COVID public health emergency and the City is permitted to use the amount awarded to “government services”.

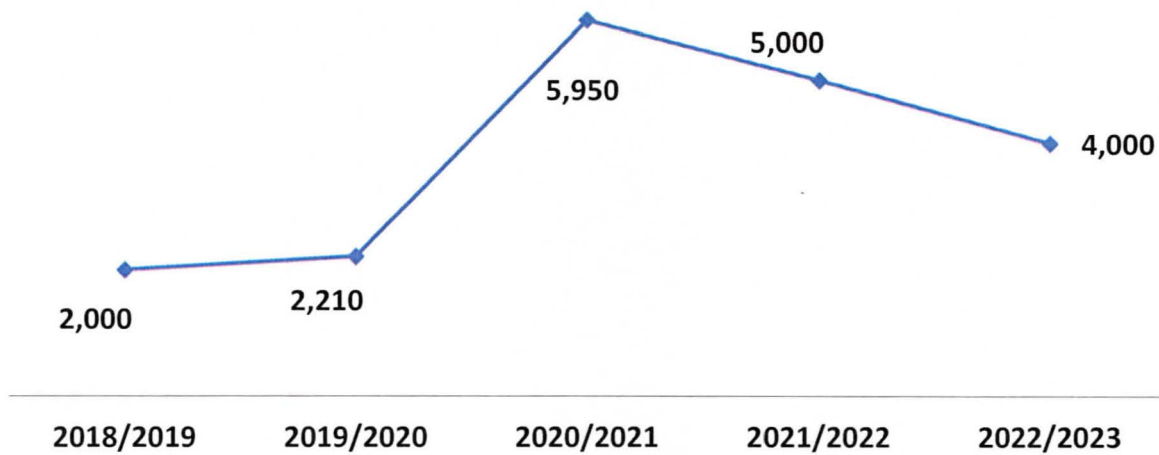


Charges Services Total

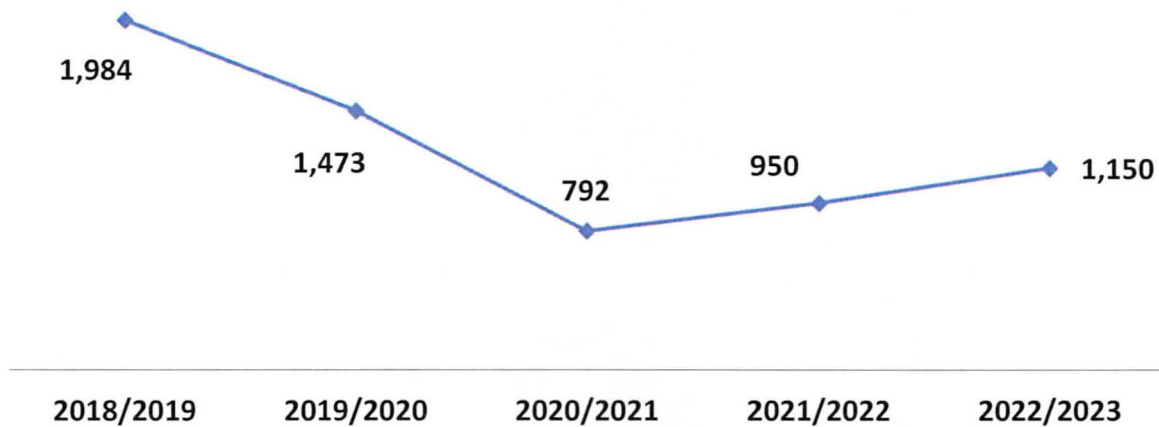
Type of Revenue	Amount Budgeted
Zoning Fees	4,000
Fire Inspections	1,150
Fire Assessment Fees	666,270
Code Enforcement Fines	15,000
Rental Fees	770
Total Charges for Services	687,190



Zoning Fees



Fire Inspection Fees

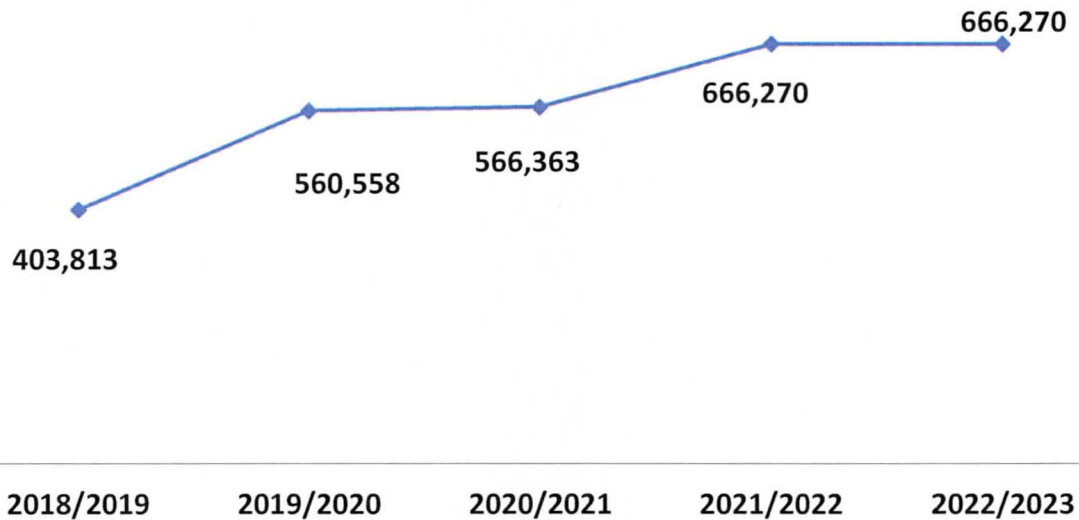




Fire Assessment Fees

Description: City of Avon Park currently charges an annual fee of \$130/Dwelling; Commercial - .069/sf; Industrial/Warehouse - .011/sf and governmental/institutional - .026/sf.

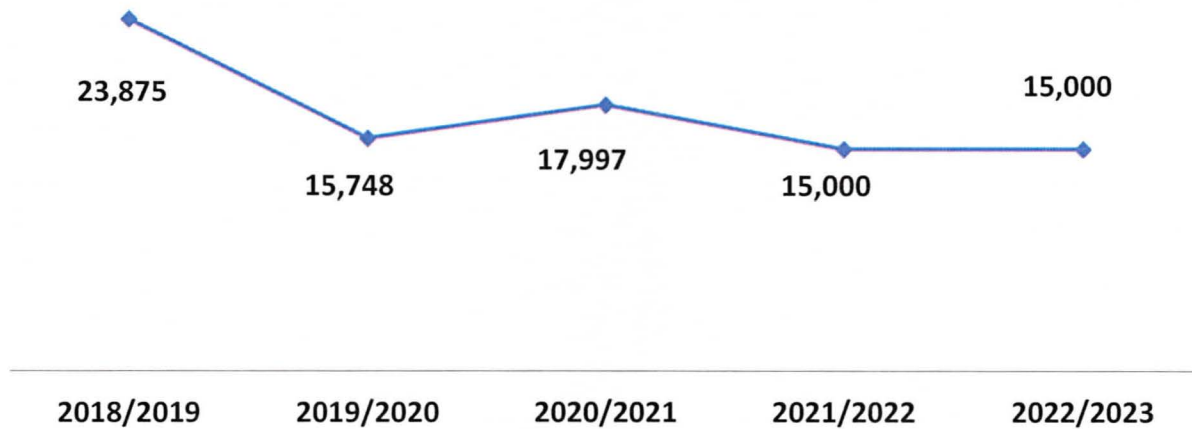
On September 12, 2022 Council passed Resolution 2022-20 increasing fees to \$140/Dwelling; Commercial - .074/sf; Industrial/Warehouse - .011/sf and governmental/institutional - .028/sf



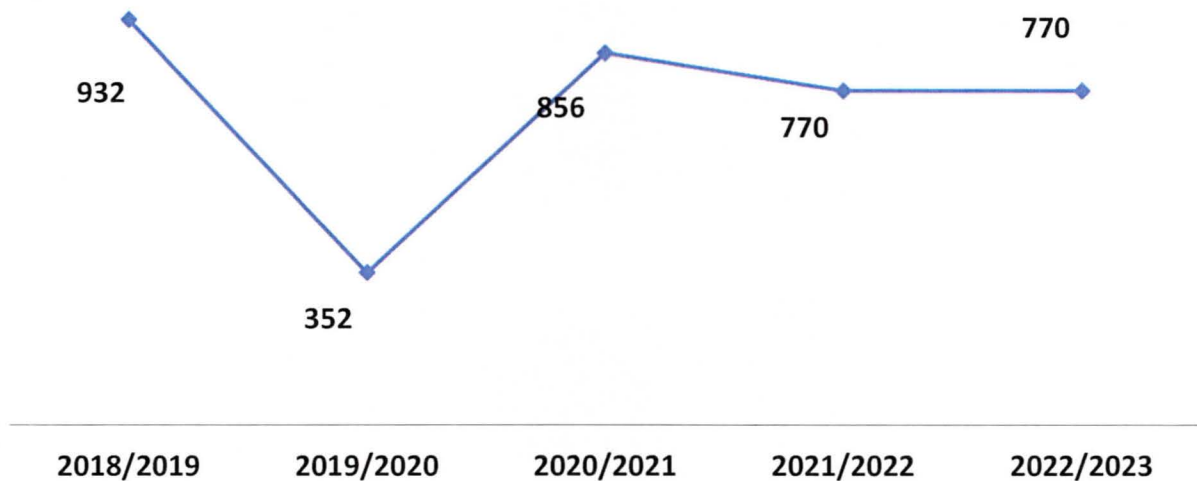


Code Enforcement Fees

Description: City of Avon Park Code Enforcement Officers have the authority to serve warning notices, citations and civil penalties to property owners within the city limits.



Rental Fees

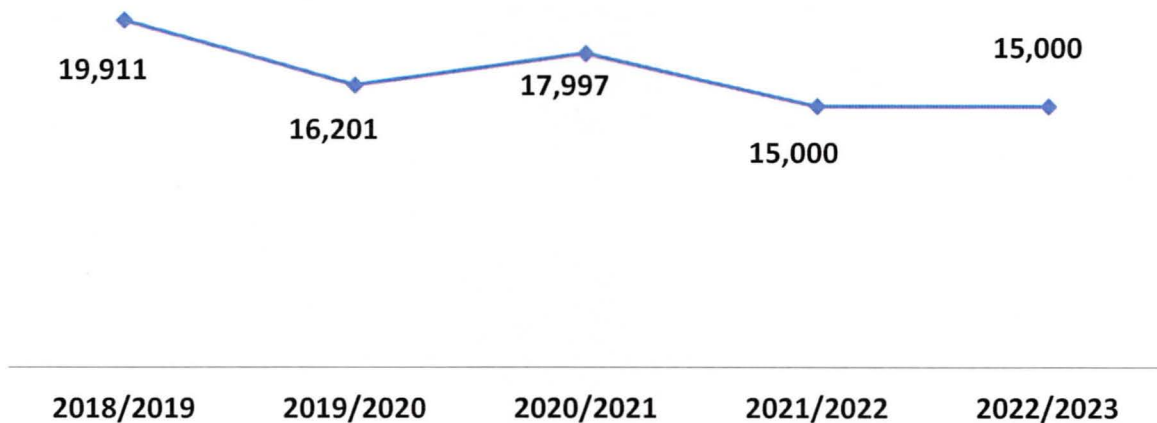




Fines & Forfeitures Total

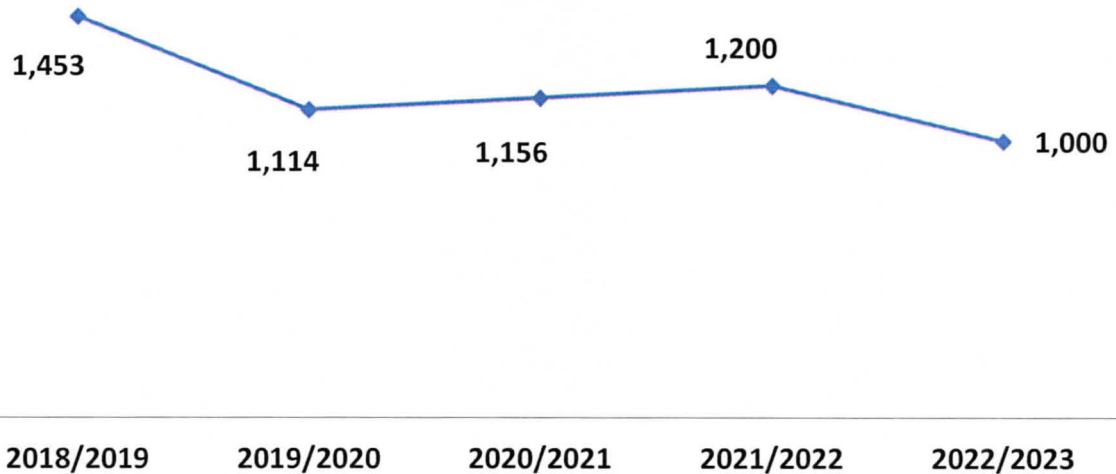
Type of Revenue	Amount Budgeted
Court Fines	15,000
Police Education Funds	1,000
Restitution	600
Total Fines & Forfeitures	16,600

Court Fines

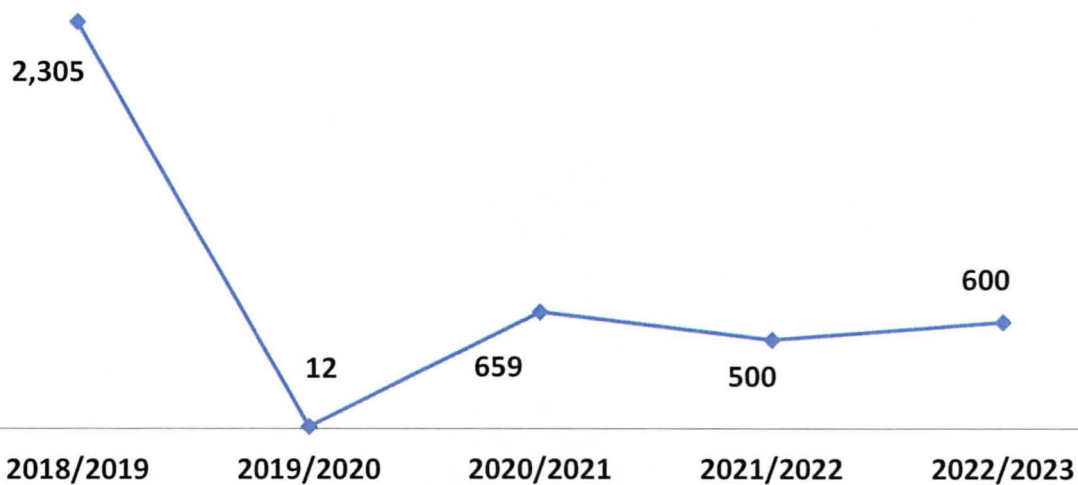




Police Education Funds



Restitution

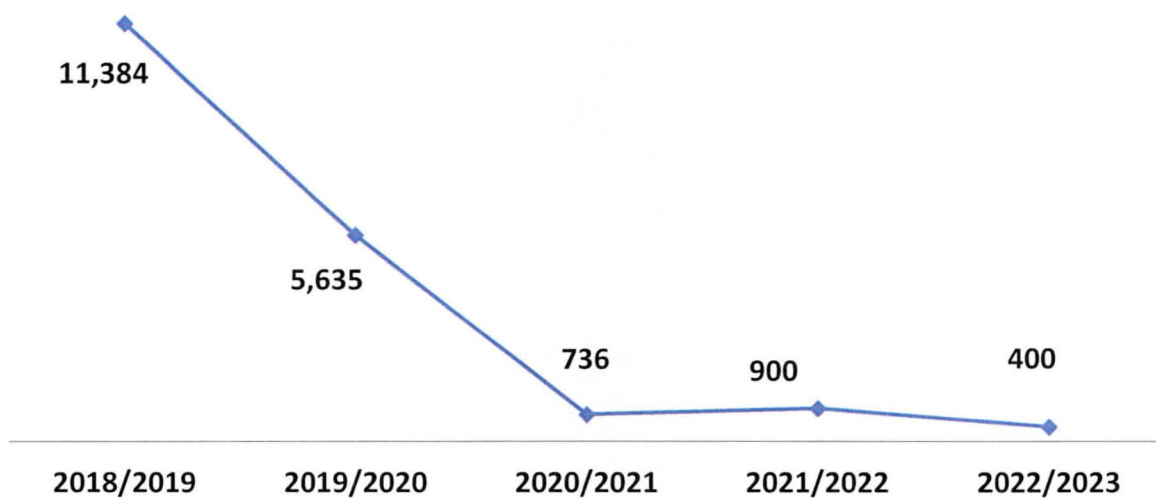




Other Miscellaneous Total

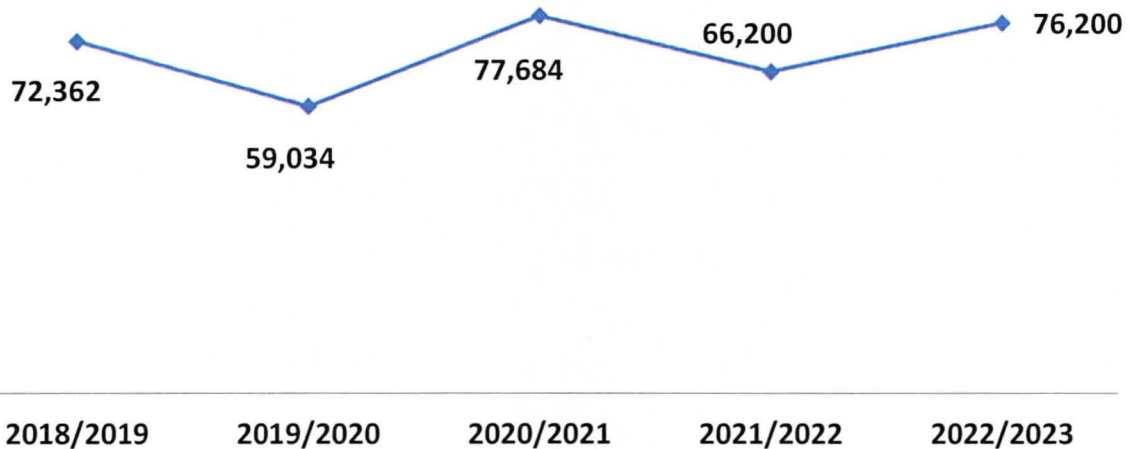
Type of Revenue	Amount Budgeted
Interest	400
Rental – Governmental Buildings	76,200
Miscellaneous	4,000
Total Other Miscellaneous	80,600
Return on Investment – Transfers In	1,900,000

Interest Income

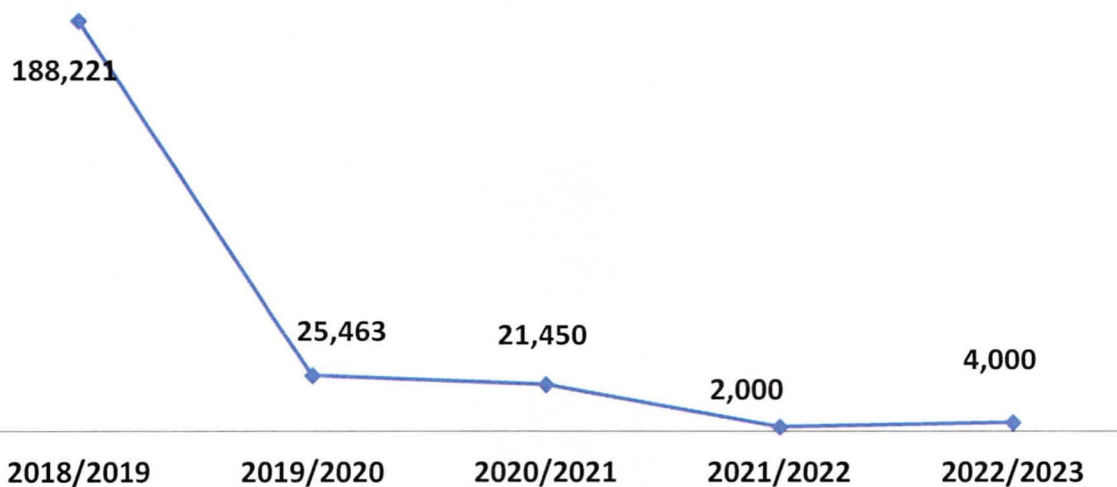




Rental – Governmental Buildings



Miscellaneous Revenue

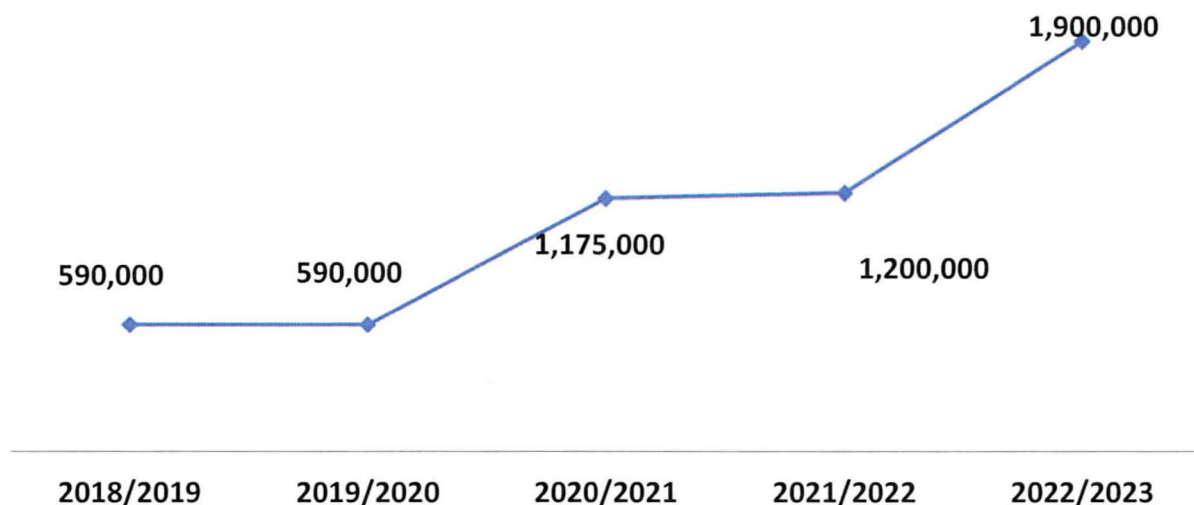




Return on Investment

Description: The City of Avon Park owns a full-scale water and sanitary utility system which includes water production and transmission facilities, along with wastewater treatment and transmission facilities.

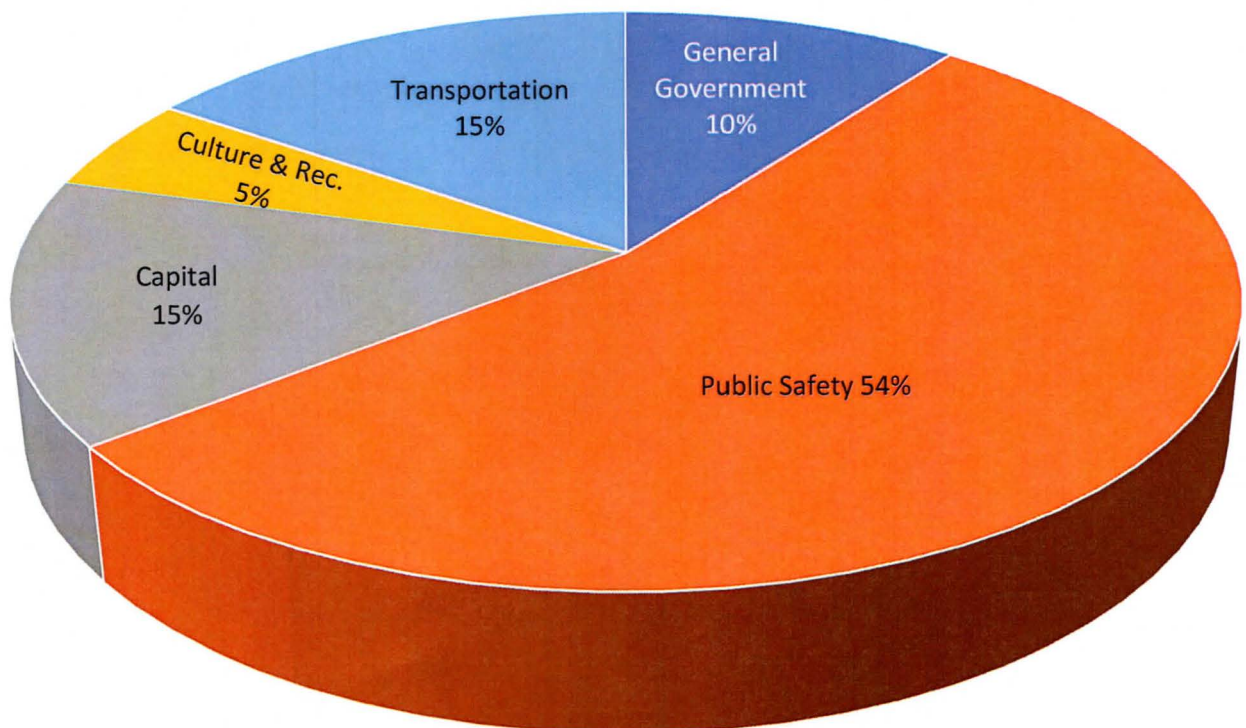
Based on the infrastructure investment which allows the City's Utilities to service the incorporated and unincorporated area of Highlands County, the City Council passed resolution 11-20 adopting a Return-on-Investment (ROI) Policy over its utility assets. On a yearly basis, during the budgetary process, the City Manager recommends to the City Council an interfund transfer from the Utility Fund to the General Fund. The allowable ROI is determined after the Utility Budget has been set by the City Council. The City Manager will consider any contingency funds available in the Utility Budget. The ROI will be budgeted on a yearly basis with an operating range from 1% to 6% over the utility assets owned by the City. Based on the remaining life values obtained from Florida Rural Water Association's September 8, 2020 Water and Wastewater Impact Fee Study, City Council passed Resolution 21-10 adopting the new asset value of \$33,076,523.





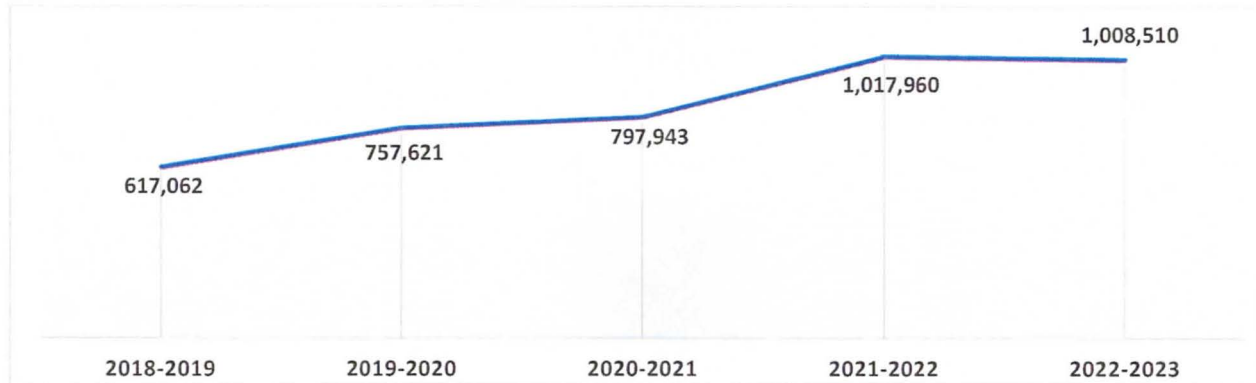
Total General Fund Expenses

Other Governmental Services	1,008,510
Public Safety	5,285,020
Transportation	1,443,600
Culture/ Recreation	517,820
Capital	1,501,660
	<u>9,756,610</u>





Other Governmental Services

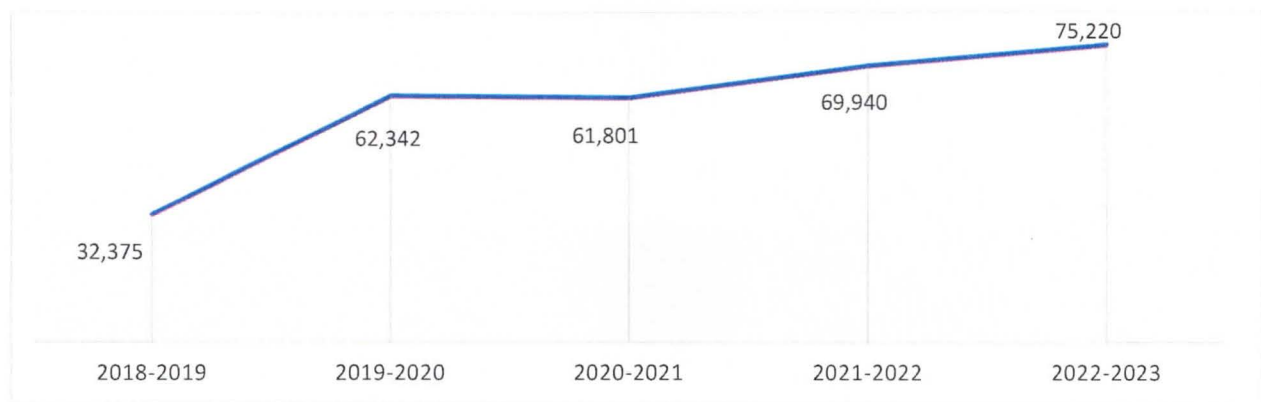


Department	Total Expense
City Council	75,220
City Manager	541,660
Finance	55,250
City Attorney	147,090
Other Government Services	189,290
Total Operating	1,008,510
Capital	224,790
Total Other Governmental	1,233,300



City Council

Description: The City of Avon Park is governed by a City Council/City Manager form of government, which combines the political leadership of elected officials with the managerial experience of an appointed administrator. The City Council is made up of the Mayor, Deputy Mayor and three Council Members. The City Council provides leadership and sets policies for the City, sets the general direction of the government and possesses all powers provided for general law by the City Charter. The City Council sets service levels, approves the budget, adopts ordinances and oversees the City's Advisory Boards. The Mayor and City Council serve as the legislative and policy-making body of the municipal government.





City Council (Continued)

	FY18/19	FY19/20	FY20/21	FY21/22	FY22/23
EXECUTIVE SALARIES	22,100	51,191	40,552	43,760	56,770
FICA	1,703	3,937	3,347	3,350	4,120
RETIREMENT					
CONTRIBUTIONS	551	936	4,375	4,740	6,770
FRS CONTRIBUTION	159	311	100	300	0
UHC	-	214	4,280	6,130	0
HSA CONTRIBUTION	-	899	300	-	0
WORKERS COMP	-	6	8	10	10
UNEMPLOYMENT					
COMPENSATION	-	321	-	400	0
TRAVEL & PER DIEM	4,348	1,487	4,000	3,500	3,460
COMMUNICATIONS SERVICES	270	404	300	600	600
OTHER REPAIRS	-				
OPERATING SUPPLIES	1,851	96	1,500	500	1,000
SUBSCRIPTION &					
MEMBERSHIP	1,393	2,540	3,039	2,340	2,490
CAPITAL				100,000	0
TOTAL CITY COUNCIL	32,375	62,342	61,801	165,630	75,220



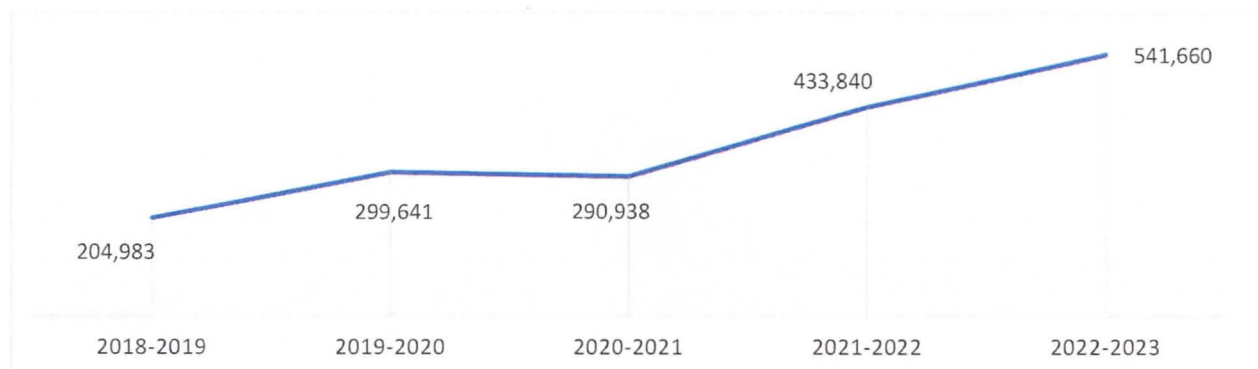
City Manager Department

Description: The City Manager Department is responsible for the efficient operations of all departments and the effective implementation of policy directives collectively from the Council. The City Manager shall create and discontinue any department or division in the city administration that the city manager deems necessary for the good of the City.

Within the City Manager Department is:

The City Clerk is the custodian of the City's records. The Clerk's office provides an array of services to the public, City Manager, Council and staff.

The Human Resources (HR) Department provides services that promote a work environment characterized by fair treatment, open communication, personal accountability, trust, and mutual respect.





City Manager Department (Continued)

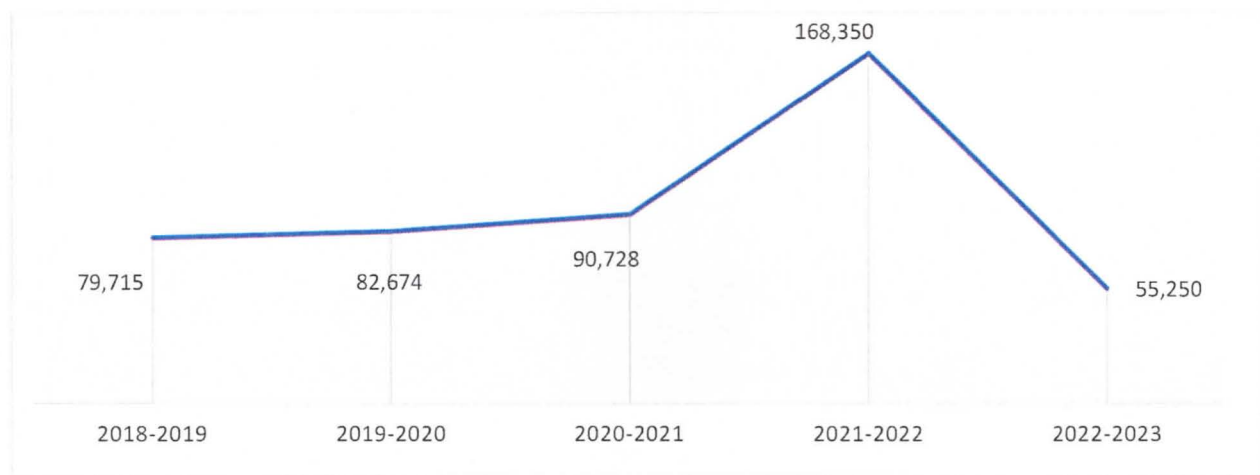
	FY18/19	FY19/20	FY20/21	FY21/22	FY22/23
EXECUTIVE SALARIES	90,605	177,419	207,941	218,340	45,000
REGULAR SALARIES & WAGES	41,927	40,492	104,633	105,770	315,700
OVERTIME	1,094	652	600	300	6,210
FICA	10,063	16,613	23,913	18,100	32,640
RETIREMENT CONTRIBUTIONS	21,672	25,626	39,165	29,200	53,660
LIFE & HEALTH INS EXEC	328	1,001	1,084	1,970	2,600
LIFE & HEALTH INS	15,567	16,194	26,994	32,680	43,170
EMPLOYER HSA CONTRIBUTION	-	21	306	1,800	0
WORKERS COMP	-	1,433	1,341	1,500	1,180
OTHER CONTRACTUAL SERVICE	12,211	11,700	11,700	13,660	30,650
PRE-EMPLOYMENT	120	260	500	500	200
TRAVEL & PER DIEM	18	25	-	-	1,300
COMMUNICATIONS	2,551	2,172	2,500	2,080	4,370
TRAINING SCHOOLS	395	-	500	2,000	530
GASOLINE	484	619	1,200	1,200	0
RENTALS & LEASES	440	480	500	480	540
VEHICLES REP & MAINT	30	35	200	200	0
OFFICE SUPPLIES	2,941	2,516	2,300	1,000	500
OPERATING SUPPLIES	4,307	2,259	19,000	5,500	2,500
PROFESSIONAL DUES	230	125	600	600	310
UNIFORMS		-	239	250	600
TOTAL CITY MANAGER	32,375	62,342	61,801	433,840	541,660





Finance Department

Description: The Finance Department is comprised of Accounting and Financial Management, Procurement and Budget. Utility Billing which is funded by the Water and Wastewater Fund reports to the Finance Department. These divisions are responsible for managing the City's resources in an effective and efficient manner. Other responsibilities include budget preparation, payroll, accounts payable, accounts receivable collections, procurement, cash management, fixed assets, accounting and reporting and other functions relating to the City's finances.





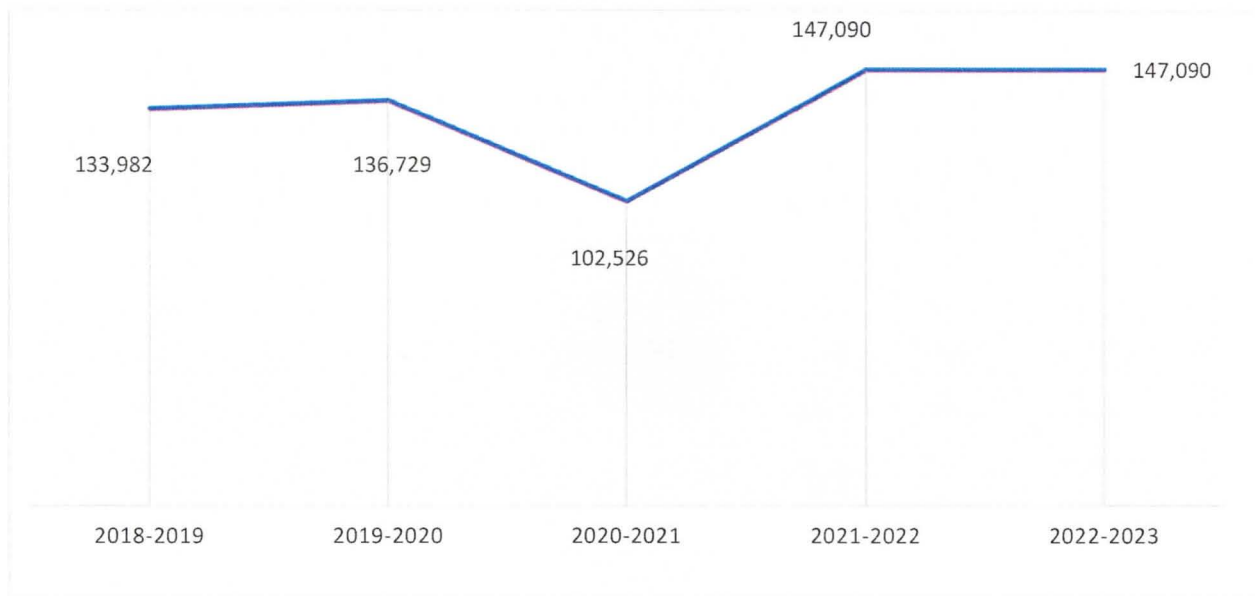
Finance Department (Continued.)

	FY18/19	FY19/20	FY20/21	FY21/22	FY22/23
REGULAR SALARIES & WAGES	18,753	22,318	33,434	64,490	35,440
OVERTIME	420	-	-	-	-
FICA	1,466	1,573	2,349	6,480	1,350
RETIREMENT CONTRIBUTIONS	1,594	1,958	3,388	9,470	2,220
LIFE & HEALTH	108	91	124	440	120
UHC	2,387	2,238	2,424	8,590	2,970
EMPLOYER HSA CONTRIBUTIONS	-	8	116	1,200	0
WORKER'S COMP	-	35	134	-	160
PROFESSIONAL SERVICES	4,167	4,607	6,054	7,480	0
ACCOUNTING & AUDITING	8,833	9,299	9,731	14,020	0
CPA SERVICES	30,000	33,417	23,135	29,780	0
OTHER CONTRACTUAL SERVICE	4,202	2,663	5,580	6,170	1,270
TRAVEL & PER DIEM	322	-	0	4,500	5,000
COMMUNICATIONS SERVICES	1,847	1,933	1,847	1,560	2,400
TRAINING SCHOOLS	1,489	199	150	2,700	1,800
OFFICE SUPPLIES	1,165	859	1,275	3,065	1,000
OPERATING SUPPLIES	2,767	1,423	888	2,500	1,000
SUBSCRIPTION & MEMBERSHIP	115	50	100	100	220
PROFESSIONAL DUES	80	-	-	500	0
TOTAL FINANCE DEPARTMENT	79,715	82,674	90,728	168,350	55,250



City Attorney

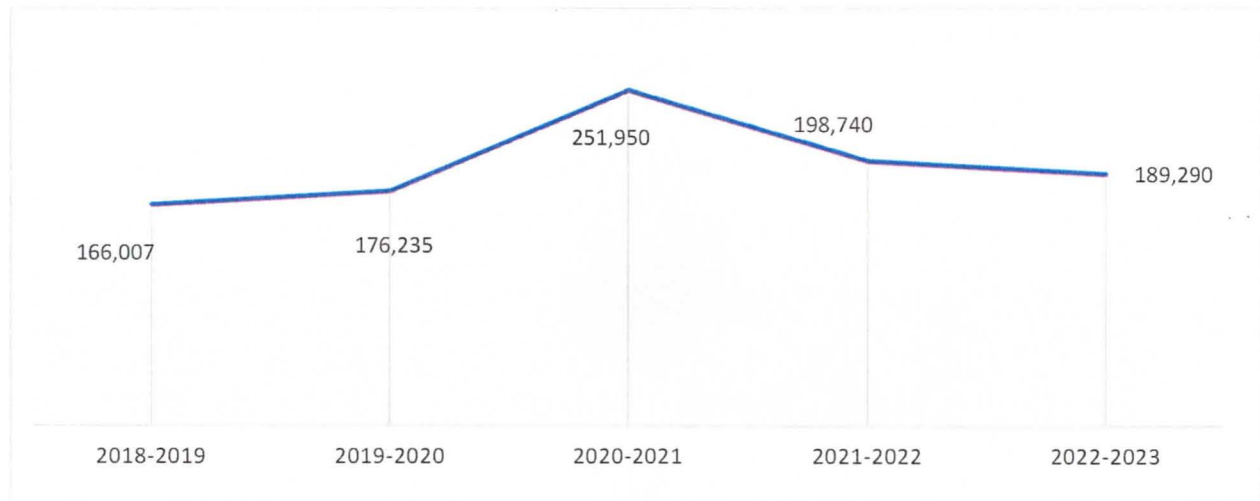
Description: The City Attorney is appointed by the City Council to serve as the chief legal advisor to the Mayor and City Council, the City Manager, and all City departments. The City Attorney assures that the City is represented in all legal proceedings and performs any other duties prescribed by the charter, by ordinance, or by City Council direction. The City Attorney represents the City in legal undertakings, including defense of civil rights claims, municipal prosecutions, drafting of all ordinances and resolutions, and advising City officials and staff.



	FY18/19	FY19/20	FY20/21	FY21/22	FY22/23
PROFESSIONAL SERVICES	117,355	106,139	100,000	115,440	115,440
OTHER LEGAL SERVICES	8,251	25,978	21,000	21,000	21,000
OTHER CONTRACTUAL SERVICE	4,936	4,612	10,000	10,000	10,000
TRAVEL & PER DIEM	296	-	650	650	650
COMMUNICATIONS SERVICES	529	-	-	-	-
TRAINING SCHOOLS	395	-	-	-	-
TOTAL CITY ATTORNEY	133,982	136,729	131,650	147,090	147,090



Other Governmental Services





Other Governmental Services (Continued)

	FY18/19	FY19/20	FY20/21	FY21/22	FY22/23
PROFESSIONAL SERVICES	-	2,600	-	10,000	10,000
OTHER CONTRACTUAL SERVICE	42,829	28,771	37,984	43,560	16,400
ELECTION EXPENSE	170	10,020	218	11,000	11,000
COMMUNICATION SERVICES	5,064	4,877	6,060	4,680	7,250
POSTAGE	832	1,055	1,055	2,000	1,800
GASOLINE	23	-	-		500
ELECTRICITY	21,391	21,899	22,663	18,400	22,420
ELEC/MUSEUM AVE ST. LIGHT	415	342	338	2,600	3,630
WATER	7,536	6,993	3,834	3,600	3,600
WATER/MUSEUM	-	1,019	700	960	960
NATURAL GAS/TECO	-	448	663	720	720
RENTAL AND LEASES	6,289	4,923	6,361	5,880	8,220
OTHER INSURANCE	12,835	12,492	14,442	14,000	20,360
BUILDINGS REP & MAINT	9,304	7,741	96,901	14,280	15,000
M&R/THE STATION	-	15,575	-	960	-
REPLACEMENT & MAINTENANCE	1,078	622	3,997		-
PROMOTIONAL ACTIVITIES	2,192	45	-	7,800	-
OTHER CUR CHARGES & OBLG.	1,349	397	134		-
PROPERTY TAXES PAID	343	1,593	145		-
TUITION REIMBURSEMENT	-	1,000	-	1,500	2,000
ADVERTISING	10,005	12,999	18,838	15,000	18,000
OFFICE SUPPLIES	604	3,067	1,695	1,500	2,500
OPERATING SUPPLIES	2,020	1,655	693	1,500	3,000
JANITORIAL SUPPLIES	539	114	29	300	300
SUBSCRIPTION & MEMBERSHIP	15	-	-	500	1,630
SFCC FRANCHISE	41,174	35,988	35,289	38,000	40,000
TOTAL OTHER GOVERNMENTAL SERVICES	166,007	176,235	251,950	198,740	189,290

General Fund Capital

Paid from Infrastructure Funds and General Fund Revenues

\$100,000

Roof at City Hall

\$224,790

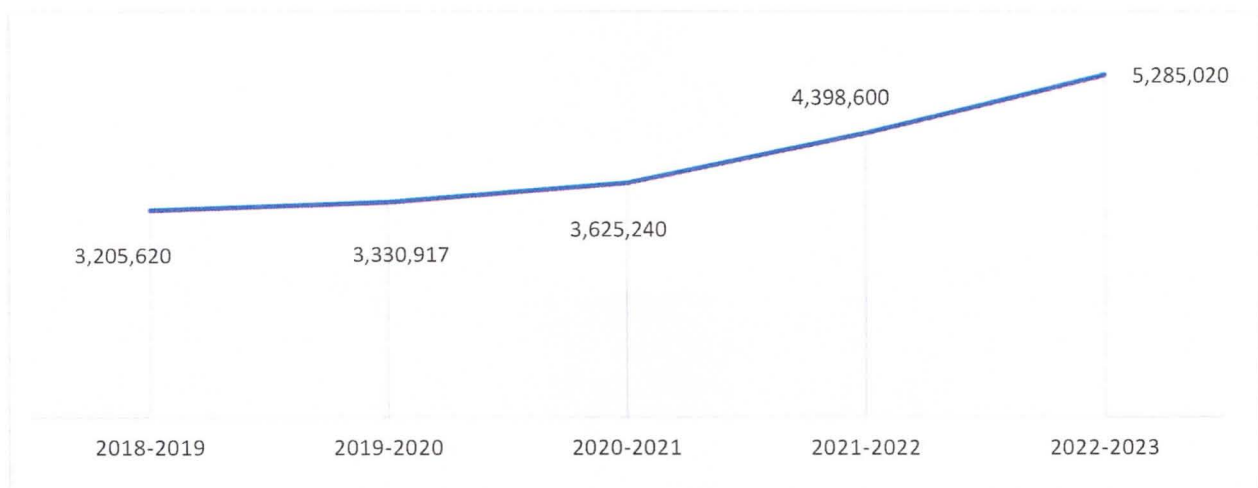
Accounting Software

\$324,790 Total General Fund Capital



Public Safety

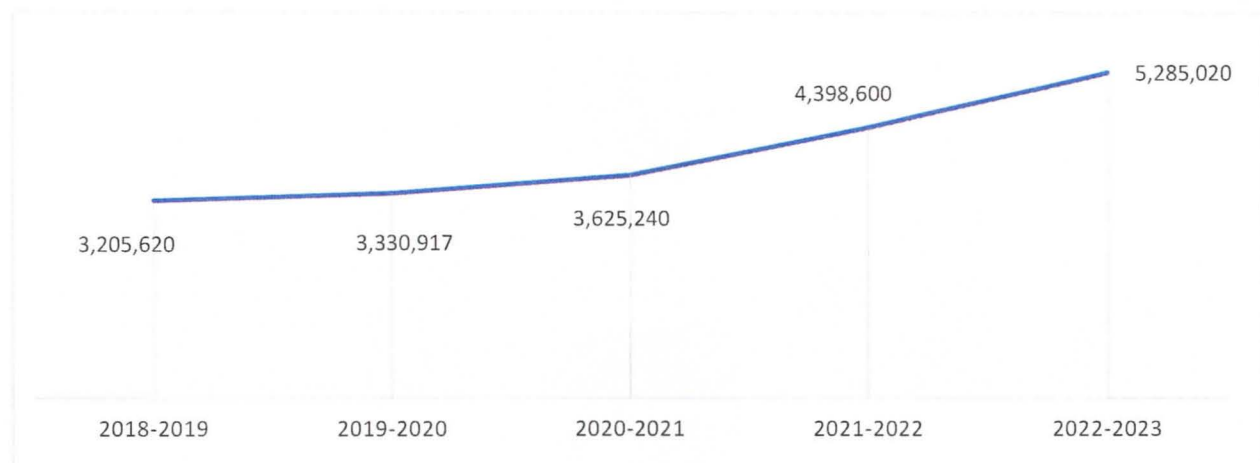
Department	Total Expense
Law Enforcement	2,646,210
Fire Department	2,154,320
Code Enforcement	440,990
Planning & Zoning	43,500
Total Operating Expenses	5,285,020
Capital	894,090
Total Public Safety	6,179,110





Law Enforcement Services

Description: The City entered into a three-year interlocal agreement for law enforcement services September 13, 2021, the agreement commences on October 1, 2021 and ends September 30, 2024. The total amount due under this Agreement for all Law Enforcement Services commencing October 1, 2021 and ending September 30, 2022, is \$2,002,258; increasing to \$2,510,610 October 1, 2022 and ending September 30, 2023; and increasing to \$2,585,928 October 1, 2023 and ending September 30, 2024.





Law Enforcement Services (Continued)

	FY18/19	FY19/20	FY20/21	FY21/22	FY22/23
EXECUTIVE SALARIES	23,794	-	-	-	-
SPECIAL PAY	200	-	-	-	-
FICA	1,805	-	-	-	-
STATE CONTRIBUTIONS	67,245	75,222	185,853	126,700	130,000
LIFE & HEALTH INS	60	-	-	-	-
UHC	1,784	-	-	-	-
OTHER CONTRACTUAL SERVICE	8,210	4,156	5,624	-	-
HCSO SERVICES	1,317,685	1,357,216	1,397,932	1,921,790	2,510,610
COMMUNICATIONS SERVICES	1,680	1,097	533	720	840
GASOLINE	219	-	-	-	-
WATER	4,461	7,265	2,423	2,160	2,760
PROPERTY & OTHER INS.	8,976	-	-	-	-
BUILDINGS REP & MAINT	592	1,065	848	1,600	2,000
VEHICLES REP & MAINT	208	-	-	-	-
OFFICE SUPPLIES	72	-	148	-	-
TOTAL POLICE SERVICES	1,436,991	1,446,021	1,593,362	2,052,970	2,646,210

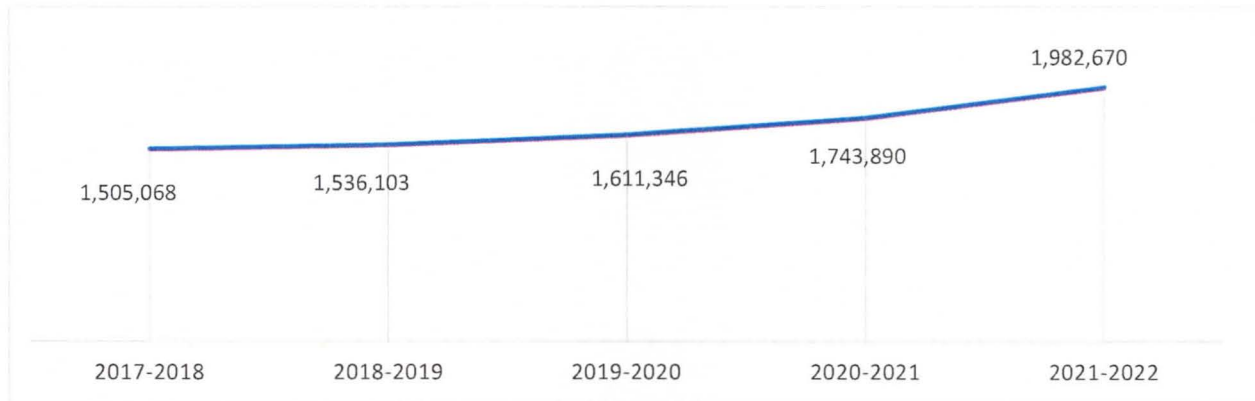
Law Enforcement Capital

Paid from Infrastructure Funds

\$200,340 Patrol Cars



Fire Department





Fire Department (Continued)

	FY18/19	FY19/20	FY20/21	FY21/22	FY22/23
EXECUTIVE SALARIES	22,667		-		
REGULAR SALARIES & WAGES	625,866	804,454	906,285	1,038,160	1,130,740
OVERTIME	56,662	39,625	58,398	59,350	89,210
PAY OUT	6,120	6,175	7,200	4,700	9,500
FICA	53,252	63,996	70,056	79,420	93,030
FIRE PLAN	407,582	328,902	288,070	308,670	310,000
STATE CONTRIBUTIONS	38,071	39,085	41,848	39,080	43,000
LIFE & HEALTH INSURANCE	2,848	3,869	4,187	4,700	6,130
UHC	75,188	83,525	69,414	105,840	155,490
EMPLOYER HAS CONTRIBUTION	3,793	4,255	4,204	16,760	-
WORKER'S COMP		53,093	49,750	66,650	58,570
OTHER CONTRACTUAL SERVICE	50,784	20,800	14,498	22,980	5,200
FIRE ASSESSMENT CONSULTNG	10,584	11,715	12,142	44,000	45,000
PRE-EMPLOYMENT	10,937	2,303	5,322	7,500	11,900
TRAVEL & PER DIEM	-	1,074	366	1,400	2,000
COMMUNICATIONS SERVICES	6,736	6,906	8,698	9,360	12,290
TRANSPORTATION/POSTAGE	124	288	155	100	100
TRAINING SCHOOLS	4,066	2,504	3,070	7,000	7,000
GASOLINE	1,536	1,722	2,448	3,600	3,600
Natural GAS (TECO)	413	396	561	600	600
DIESEL	9,767	5,431	6,464	8,400	12,000
ELECTRICITY	7,017	7,127	6,991	7,200	8,400
WATER	1,376	1,463	2,803	1,500	2,400
PROPERTY & OTHER INS.	-	25,297	36,462	33,000	47,900
FIREFIGHTER CANCER INS	-	-	-	28,600	13,600
OTHER INSURANCE	32,086	3,798	4,477	-	-
BUILDINGS REP & MAINT	27,167	4,422	6,662	4,800	8,100
VEHICLES REP & MAINT	45,142	38,484	33,519	40,000	30,000
OTHER REPAIRS & MAINT	298	439	307	500	500
MACHINERY REP & MAINT	6,433	4,266	3,086	5,700	5,700
FIRE PREVENTION ACTIVITIE	223	1,486	998	400	1,50
OFFICE SUPPLIES	1,890	735	667	1,500	1,500



Fire Department (Continued)

	FY18/19	FY19/20	FY20/21	FY21/22	FY22/23
OPERATING SUPPLIES	18,202	28,395	27,645	22,900	20,000
JANITORIAL SUPPLIES	1,195	1,324	1,341	2,000	2,700
SUBSCRIPTION & MEMBERSHIP	1,694	-	1,570	1,700	1,950
UNIFORMS	6,384	9,015	6,700	10,500	10,500
IMPROVMENTS	1,684	4,979	5,917	-	-
TOTAL FIRE DEPARTMENT	1,536,103	1,611,346	1,691,561	1,988,570	2,154,320

Fire Department Capital

Paid from Infrastructure Funds and Grants

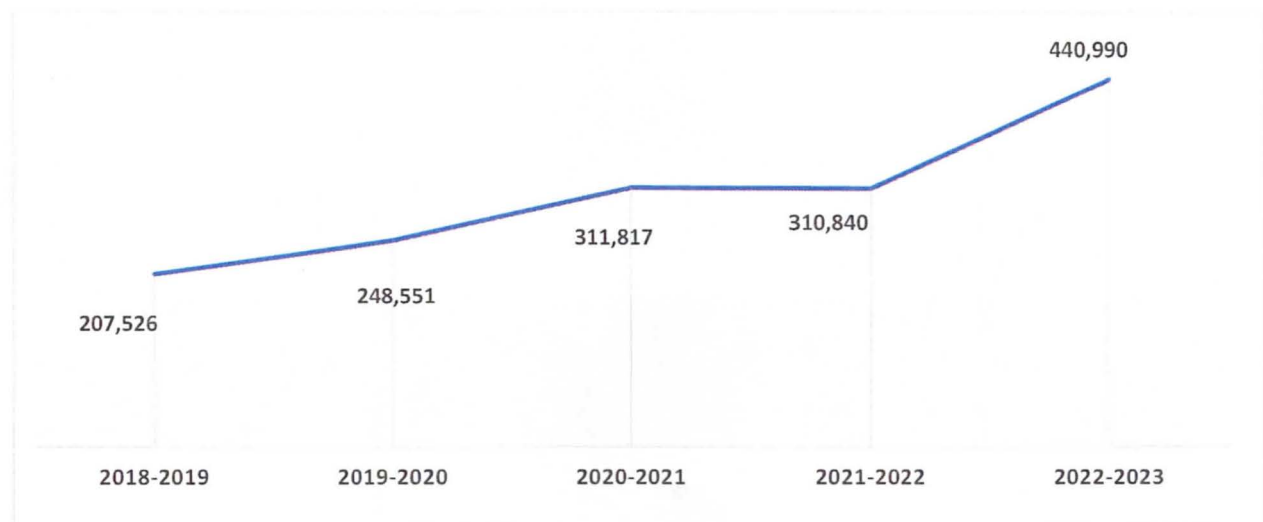
\$ 50,000	Fire Hydrant Replacements & Maintenance
\$ 46,000	Firefighting Equipment Washer
\$ 220,000	Brush Truck
\$ 17,100	Motorola Radios (3/yr)
\$ 12,500	Bunker gear
\$ 3,000	Fire station recliners (3)
<u>\$ 894,090</u>	Fire Station Hardening Grant

\$1,242,690 Total Fire Department Capital



Code Enforcement

Description: The Code Enforcement Department is responsible for enforcement of the Avon Park Code of Ordinances relating to zoning, signage, abandoned / junked vehicles, uncultivated vegetation trash, debris, and other objectionable or unsanitary matter. With an effective code enforcement program, the City of Avon Park promotes, protects, and improves the health, safety, and welfare of the citizens of Avon Park.





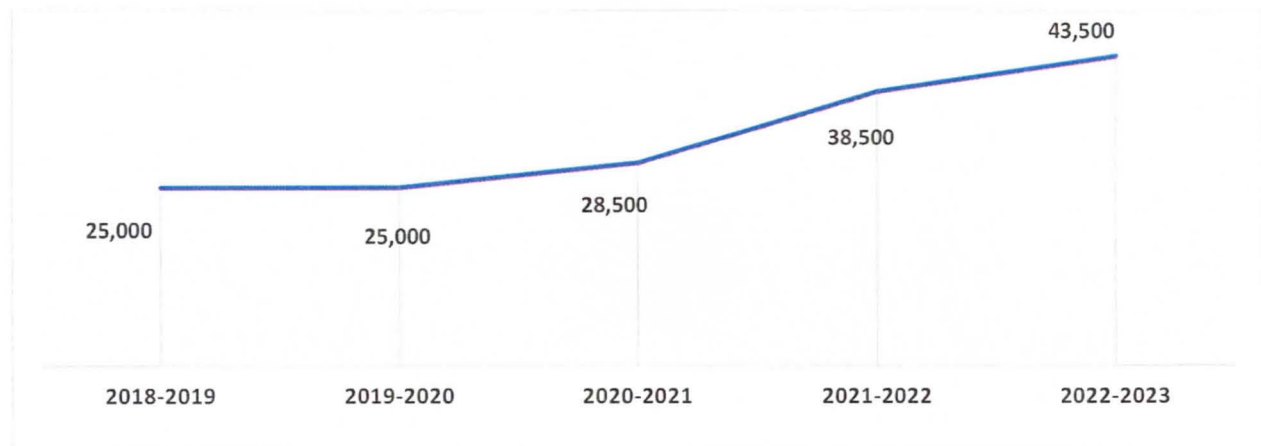
Code Enforcement (Continued)

	FY18/19	FY19/20	FY20/21	FY21/22	FY22/23
EXECUTIVE SALARIES	23,693	17,018	-	-	-
REGULAR SALARIES & WAGES	84,668	126,702	102,939	159,390	172,870
OVERTIME	258	270	-	1,000	1,410
SPECIAL PAY	200	-	-	-	-
FICA	8,086	10,605	6,968	12,270	12,640
RETIREMENT CONTRIBUTIONS	7,070	9,363	9,914	18,640	20,760
CITY RETIREMENT	-	4,144	-	-	-
LIFE & HEALTH INSURANCE	595	991	811	920	1,360
UHC	19,474	21,992	13,103	24,520	29,620
WORKER'S COMP	-	5,467	5,034	7,000	5,930
PROFESSIONAL FEES	5,250	4,514	7,731	24,000	65,000
OTHER CONTRACTUAL SERVICE	7,784	5,791	9,200	11,380	8,420
DEMOLITION/ REPAIRS	14,745	12,900	9,900	20,000	82,500
PRE-EMPLOYMENT	-	96	-	300	300
TRAVEL & PER DIEM	658	1,392	-	4,000	4,000
COMMUNICATIONS SERVICES	3,803	4,785	4,560	4,920	3,240
TRANSPORTATION/POSTAGE	9,351	7,471	6,237	4,250	5,000
TRAINING SCHOOLS	3,454	100	250	3,000	900
GASOLINE	3,539	3,511	3,390	4,800	6,000
BUILDINGS REPAIR & MAINT	5,796	-	-	500	-
VEHICLES REP & MAINT	1,271	73	2,736	2,500	2,500
OFFICE SUPPLIES	2,367	1,344	650	700	1,800
LIENS COURT COSTS	-	-	-	-	8,000
OPERATING SUPPLIES	4,884	4,032	3,109	3,750	4,000
SUBSCRIPTION & MEMBERSHIP	145	50	140	500	1,940
UNIFROMS	435	5,937	809	2,500	2,800
TOTAL CODE ENFORCEMENT	207,526	248,551	187,480	310,840	440,990



Planning & Zoning

Description: On September 27, 2021, the City entered into an agreement with Central Florida Regional Planning Council to provide professional planning services to assist the City in complying with the requirements of growth management laws; to provide technical assistance to the Planning and Zoning Board, elected officials, and City staff members on the evaluation and processing of land development proposals; and to maintain the Comprehensive Plan, Future Land Use Map, Unified Land Development Code, and Official Zoning Map.

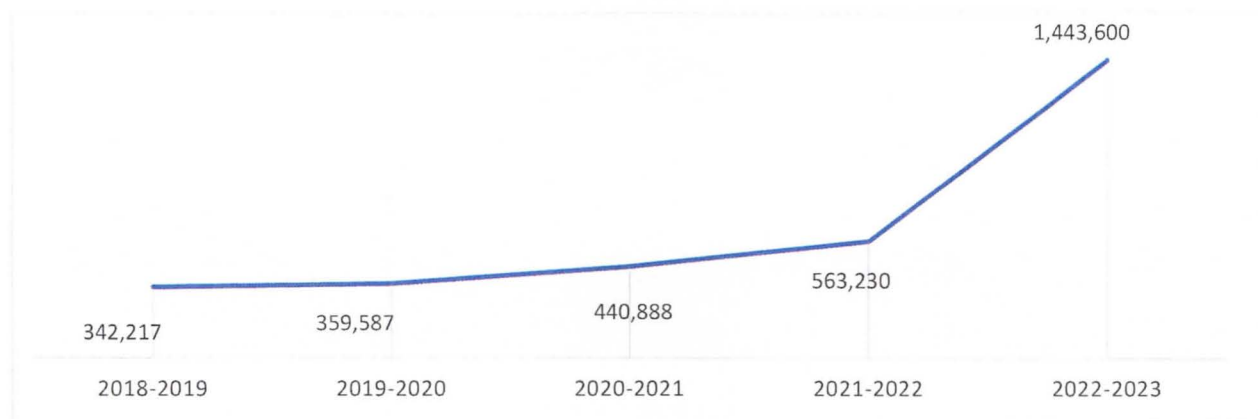


	FY18/19	FY19/20	FY20/21	FY21/22	FY22/23
PLANNING SERVICES	25,000	25,000	25,000	38,000	40,000
ADVERTISING			-	3,500	3,500
TOTAL PLANNING AND ZONING	25,000	25,000	28,500	38,500	43,500



Transportation/Streets

Description: The Transportation/Streets Department provides a quality environment for the City of Avon Park. It performs many important functions that directly affect the health and safety of our residents each day. The Department manages the maintenances of public land and easements, street lighting and control and street maintenance.





Transportation/Streets (continued)

	FY18/19	FY19/20	FY20/21	FY21/22	FY22/23
EXECUTIVE SALARIES	34,671	33,396	16,171	-	-
REGULAR SALARIES & WAGES	40,361	63,522	144,434	211,750	548,280
OVERTIME	284	1,172	366	1,200	9,610
FICA	5,720	7,159	11,297	16,310	39,170
RETIREMENT CONTRIBUTIONS	8,229	9,456	15,438	22,400	64,300
LIFE INSURANCE	363	587	953	2,170	4,310
UHC	6,122	9,000	9,707	22,440	107,360
EMPLOYER HSA CONTRIBUTIONS		5	135	600	-
WORKER'S COMP	-	4,888	11,622	15,000	13,690
OTHER CONTRACTUAL SERVICE	18,749	14,261	14,149	30,000	97,500
PRE-EMPLOYMENT	120	58	850	1,000	1,000
COMMUNICATIONS SERVICES	577	912	1,831	2,280	2,760
POSTAGE	-	-	2	800	-
TRAINING SCHOOLS	-	1,028	1,189	2,000	2,200
GASOLINE	7,567	6,342	10,536	10,000	18,000
DIESEL	1,278	848	1,700	2,000	3,000
ELECTRICITY	1,908	2,141	2,155	3,000	3,000
ST LIGHTS/TRAFFIC SIGNALS	124,963	118,583	110,620	114,000	114,000
PROPERTY & OTHER INS	8,556	6,692	7,737	7,500	10,910
VEHICLES REP & MAINT	8,793	8,842	6,432	9,900	10,000
TRAFFIC & LIGHT REPAIRS	3,970	1,519	6,194	6,000	6,000
MACHINERY REP & MAINT	16,327	10,688	12,832	15,900	15,000
RAILROAD CROSSING MAINT.	6,320	6,320	10,052	10,000	10,000
RIGHT OF WAY MAINTENANCE	23,436	23,094	5,427	9,100	10,000
STREET SWEEPING LANDFILL	4,660	9,320	6,990	6,000	6,000
DIESEL FUEL TAX	4,819	4,247	3,908	5,000	5,000
OPERATING SUPPLIES	6,193	6,660	4,952	5,000	5,000
STREETS	2,676	2,283	730	2,000	2,000
SIGNS	4,481	2,831	20,184	24,780	25,000
UNIFORMS	1,074	2,418	2,296	3,000	4,000
MOSQUITO CONTROL	-	1,315	-	-	4,500
TOTAL TRANSPORTATION/STREETS	342,217	359,587	440,888	536,230	1,166,090



Transportation/Streets (continued)

Transportation/Streets Department Capital

Paid from Infrastructure Funds and General Fund Revenue

\$ 500,000	Street Improvements
\$ 100,000	Sidewalk and Curb Improvements
\$ 200,000	Stormwater & Drainage Improvements
\$ 30,950	Man Lift
\$ 69,290	Ford F350 4WD Diesel
\$ 72,880	2 – Ford F150 Super Cabs
<u>\$ 52,050</u>	Ford T350 High Roof Cargo Van

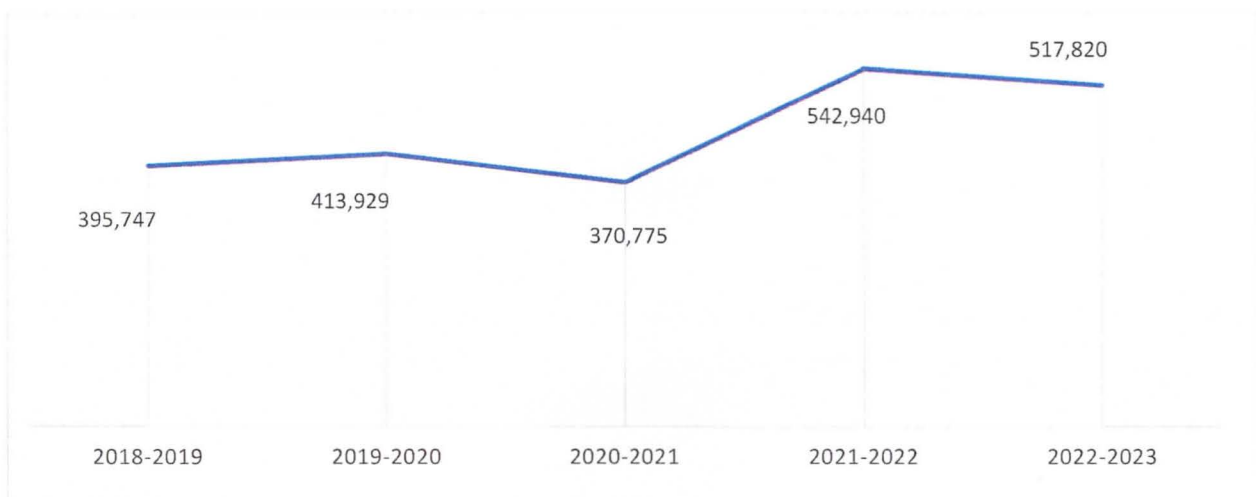
\$1,025,170 Total Transportation/Streets Capital



Parks & Recreation

Description: The Parks and Recreation Department is committed to providing the citizens of Avon Park with safe and enjoyable parks and facilities that enhance the overall quality of life and promote a sense of community

Department	Total Expense
Parks	369,210
Culture & Recreation	12,000
Recreation	102,910
Community Center	33,700
Total Operating Expense	517,820
Capital	382,780
Total	900,600





Parks

	FY18/19	FY19/20	FY20/21	FY21/22	FY22/23
EXECUTIVE SALARIES	4,145	3,132	7,427		
REGULAR SALARIES & WAGES	33,050	51,436	75,225	119,640	111,200
OVERTIME	2,268	3,572	2,285	3,000	2,450
FICA	3,008	4,414	6,174	9,390	9,030
LIFE INSURANCE	254	390	580	770	850
UHC	6,746	9,359	9,803	22,440	22,220
WORKER'S COMP		3,995	8,016	5,000	9,440
OTHER CONTRACTUAL SERVICE	-	300	1,231	75,000	10,000
PRE-EMPLOYMENT			96	200	200
COMMUNICATIONS SERVICES	716	1,107	881	1,560	1,140
TRAINING SCHOOLS	-	529	-	400	400
GASOLINE	1,488	1,182	1,788	2,500	2,500
DIESEL	1,278	848	665	1,500	1,500
ELECTRICITY	2,688	3,264	3,084	3,600	3,720
ANOKA-SOFTBALL FIELD	810	792	887	960	1,200
DURRAH MARTIN	5,588	6,165	8,161	10,500	9,200
MEMORIAL FIELD-FOOTBALL	5,807	6,579	6,588	8,400	7,110
ALINE MCWHITE PLAYGROUND	292	231	233	400	360
LAKE TULANE	227	178	209	300	360
WATER	10,869	17,705	11,321	18,000	14,000
DURRAH MARTIN	2,446	2,444	4,412	4,500	3,000
ANOKA-SOFTBALL FIELD	2,187	2,883	3,244	3,600	2,800
WATER DONALDSON PARK	337	588	421	2,100	6,000
MEMORIAL FIELD-FOOTBALL	111	146	119	150	240
ALINE MCWHITE PLAYGROUND	895	906	961	1,000	1,000
PROPERTY & OTHER INS	11,765	10,707	12,379	12,000	17,460
BUILDINGS REP & MAINT	8,091	150	896	3,750	1,000
VEHICLES REP & MAINT	1,783	2,138	2,511	3,000	3,000
MACHINERY REP & MAINT	2,508	1,522	788	2,000	11,000
MALL MAINTENANCE	15,733	7,157	2,290	10,000	10,000
LAKE MAINTENANCE	1,591	800	832	1,500	2,000
LAKE TULANE	442	-	2,259	2,000	2,000
SPRINKLERS	-	622	4,203	4,750	5,000
BALL PARK MAINTENANCE	49,849	53,720	57,030	52,000	62,000
PLAYGROUND MAINT.	400	400	-	600	600



Parks (Continued)

	FY18/19	FY19/20	FY20/21	FY21/22	FY22/23
TENNIS COURT MAINTENANCE	-	498	-	600	600
MEMORIAL FOOTBALL FIELD	676	385	40	1,000	1,000
DONALDSON PARK MAINT	1,544	1,238	2,221	1,000	2,500
DURRAH MARTIN FIELD	3,034	3,876	5,431	6,000	7,000
ANOKA SOFTBALL FIELD	34	-	273	700	700
ADVERTISING EMP.	-	-	-	80	80
OFFICE SUPPLIES	-	-	194	200	200
OPERATING SUPPLIES	1,172	4,366	1,515	1,000	1,500
JANITORIAL SUPPLIES	3,769	5,353	3,221	2,000	4,000
UNIFORMS	685	2,951	1,308	1,500	2,000
TOTAL PARKS	192,282	223,356	259,662	412,950	369,210

Capital

Paid from Infrastructure Funds, General Fund Revenue and Grants

\$ 250,000	Community Center Roof Replacement
\$ 400,000	Durrah Martin Park Improvements
\$ 200,000	MLK Jr. Sports Complex Improvement
\$ 16,840	Lucy Derkman Softball Complex Roofs
\$ 23,050	Toro Sand Pro
\$ 39,460	Vermeer Bruch Chipper
<u>\$ 3,430</u>	Walk-Behind Floor Scrubber

\$ 932,780 Total Transportation/Streets Capital

Total amount from General Fund and Grant Revenues = \$382,780

Total amount from Infrastructure Fund Revenues = \$550,000



Culture & Recreation

	FY18/19	FY19/20	FY20/21	FY21/22	FY22/23
NOT FOR PROFIT DONATION	6,850	12,125	5,000	12,000	12,000
TOTAL CULTURE & RECREATION	6,580	12,125	5,000	12,000	12,000

Recreation

	FY18/19	FY19/20	FY20/21	FY21/22	FY22/23
REGULAR SALARIES & WAGES	4,914	7,352	7,842	8,360	14,580
OVERTIME	22	82	-	500	-
FICA	373	563	548	640	1,010
RETIREMENT CONTRIBUTIONS	412	664	749	990	1,750
LIFE & HEALTH INSURANCE	29	46	43	50	90
UHC	767	1,117	838	1,040	2,230
WORKER'S COMP	-	243	220	-	260
OTHER CONTRACTUAL SERVICE	6,461	8,531	5,907	6,280	-
COMMUNICATIONS SERVICES	553	626	660	920	840
POSTGAGE	-	612	0	200	200
ELECTRICITY	19,992	18,808	21,014	20,400	21,650
WATER	2,095	1,979	2,037	2,400	2,400
PROPERTY & OTHER INS	34,226	30,470	36,105	35,000	50,900
BUILDINGS REP & MAINT	97,855	85,123	1,552	7,190	5,000
MACHINERY REP & MAINT	336	-	-	1,000	1,000
OPERATING SUPPLIES	-	41	-	790	1,000
TOTAL RECREATION	168,035	156,256	77,155	88,670	102,910





Community Center

	FY18/19	FY19/20	FY20/21	FY21/22	FY22/23
OTHER CONTRACTUAL SERVICE	652	553	588	800	600
COMMUNICATIONS SERVICES	538	626	660	820	720
ELECTRICITY	9,083	7,595	8,430	9,600	9,600
WATER	464	3,455	3,485	3,600	3,600
INSURANCE/ COMM. CTR.	7,487	6,246	7,221	7,000	10,180
BUILDINGS REP & MAINT	4,197	2,776	6,603	5,000	6,000
LAWN MAINTENANCE	-	-	-	1,240	1,500
OPERATING SUPPLIES	1,709	942	1,971	1,260	1,500
TOTAL COMMUNITY CENTER	28,580	22,193	285,598	29,320	33,700



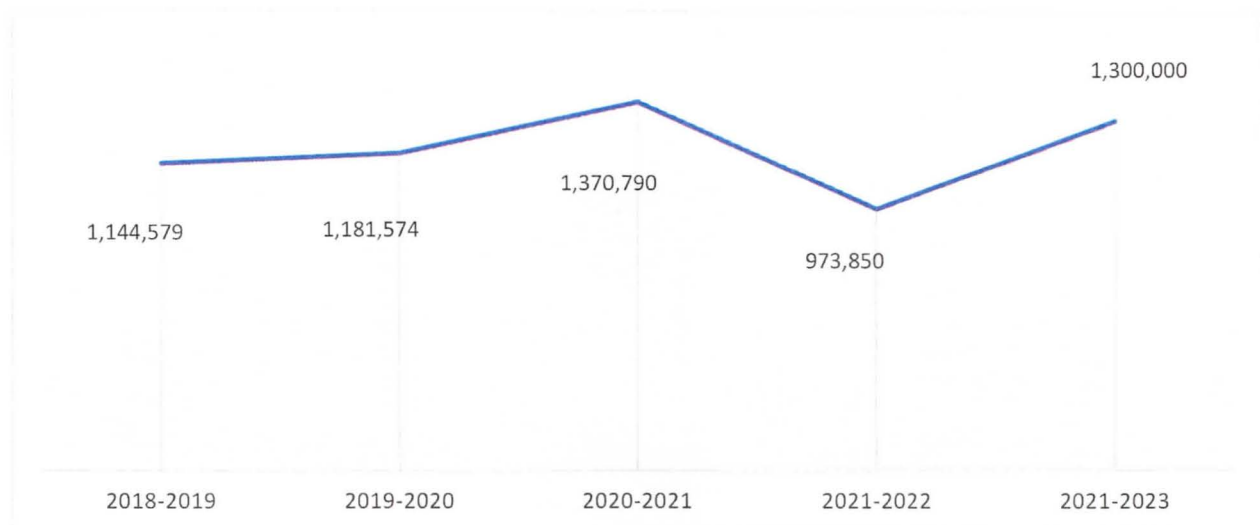


Infrastructure Fund

Description: The Local Government Infrastructure Surtax may be levied at the rate of .5 or 1 percent pursuant to an ordinance enacted by a majority vote of the county's governing body and approved by voters in a countywide referendum. Generally, the proceeds must be expended to finance, plan and construct infrastructure; acquire land for public recreation, conservation, or protection of natural resources; or finance the closure of local government-owned Sanitation landfills that have been closed or are required to be closed by order of the Department of Environmental Protection. Additional spending authority exists for select counties. During the 2021-22 fiscal year, the 28 counties levying this surtax will realize an estimated \$1.84B in revenue. The 19 eligible counties not currently levying this surtax at the maximum rate will allow an estimated \$2.10B to go unrealized.

The City entered into an Interlocal Agreement with Highlands County on August 16, 2021 which remains in effect until August 31, 2031. On January 1, 2021 (and every 5 years thereafter) the County recalculates the distribution based on the immediately preceding 5 years of audited expenses (January 2016 – December 2020).

Infrastructure Fund Revenue





Infrastructure Fund Balance & Projects

Beginning Fund Balance	\$ 4,595,840
FY22/23 Budgeted Revenue	\$ 1,300,000
FY22/23 Budgeted Projects	<u>(\$ 1,964,440)</u>
Ending Fund Balance	<u>\$ 3,931,400</u>
Governmental Services	
New Roof at City Hall	\$ 100,000
Law Enforcement	
Patrol Vehicles – Per HCSO Agreement	\$ 200,340
Fire Department	
Fire Hydrant Repair & Replacement	\$ 50,000
Equipment Washer	\$ 11,500
\$46,000 (\$34,500 grant funded)	
Brush Truck	\$ 220,000
3 Communication Radios	\$ 17,100
Bunker Gear	\$ 12,500
3 Fire Station Chairs	\$ 3,000
Transportation	
Street Improvements	\$500,000
Sidewalks & Curbs	\$100,000
Stormwater & Drainage	\$200,000
Parks & Recreation	
Community Center Roof Replacement	\$250,000
Durrah Martin Park	\$200,000
MLK Jr. Sports Complex	\$100,000



Community Redevelopment Areas (CRA) Funds



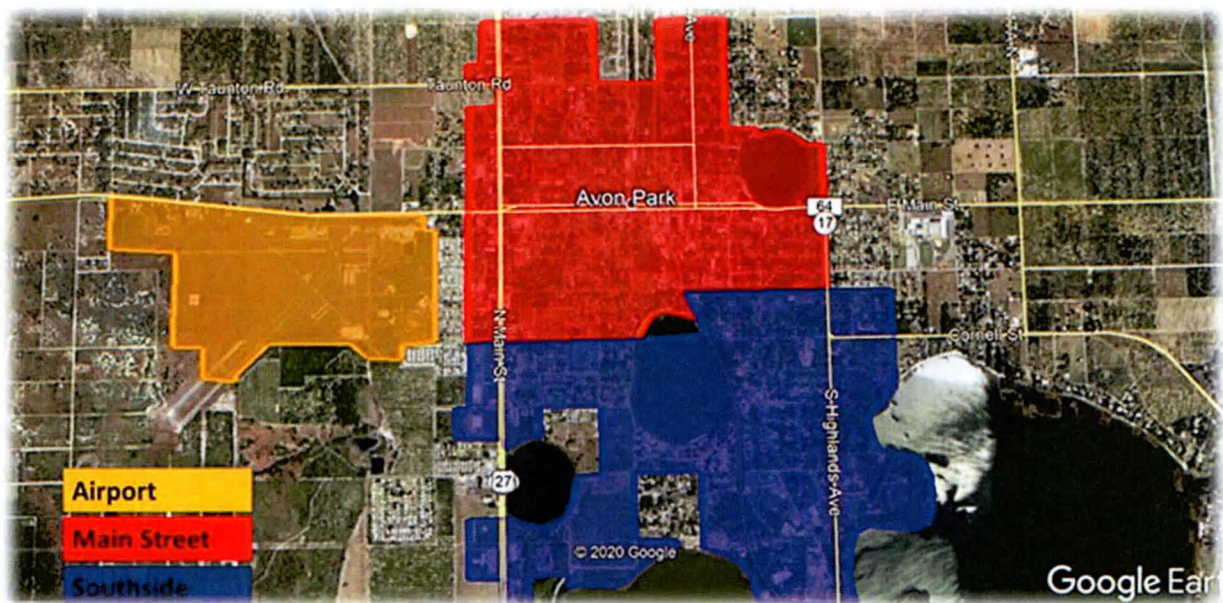


Community Redevelopment Areas (CRA) Funds

Description: Downtown areas across America began to decline after WWII as suburbs developed and people moved from the City and into the outskirts and countryside. Construction of retail complexes, office buildings and service providers sprang up in these outlying areas pulling the businesses out of what once was a vibrant urban core of downtown areas. Historic buildings stood vacant and private investments were insufficient to maintain America's downtowns active. Property values dropped significantly resulting in a decline in property taxes.

In the mid 1970's the State legislatures created a mechanism whereby communities could designate areas "blighted" - areas that are in need of redevelopment because certain conditions exist. Cities (later Counties) were given the power to create Community Redevelopment Agencies (CRAs) as Dependent Special Districts to eliminate slum and blighted conditions, restore economic vitality and the standard of living of residents in specific areas.

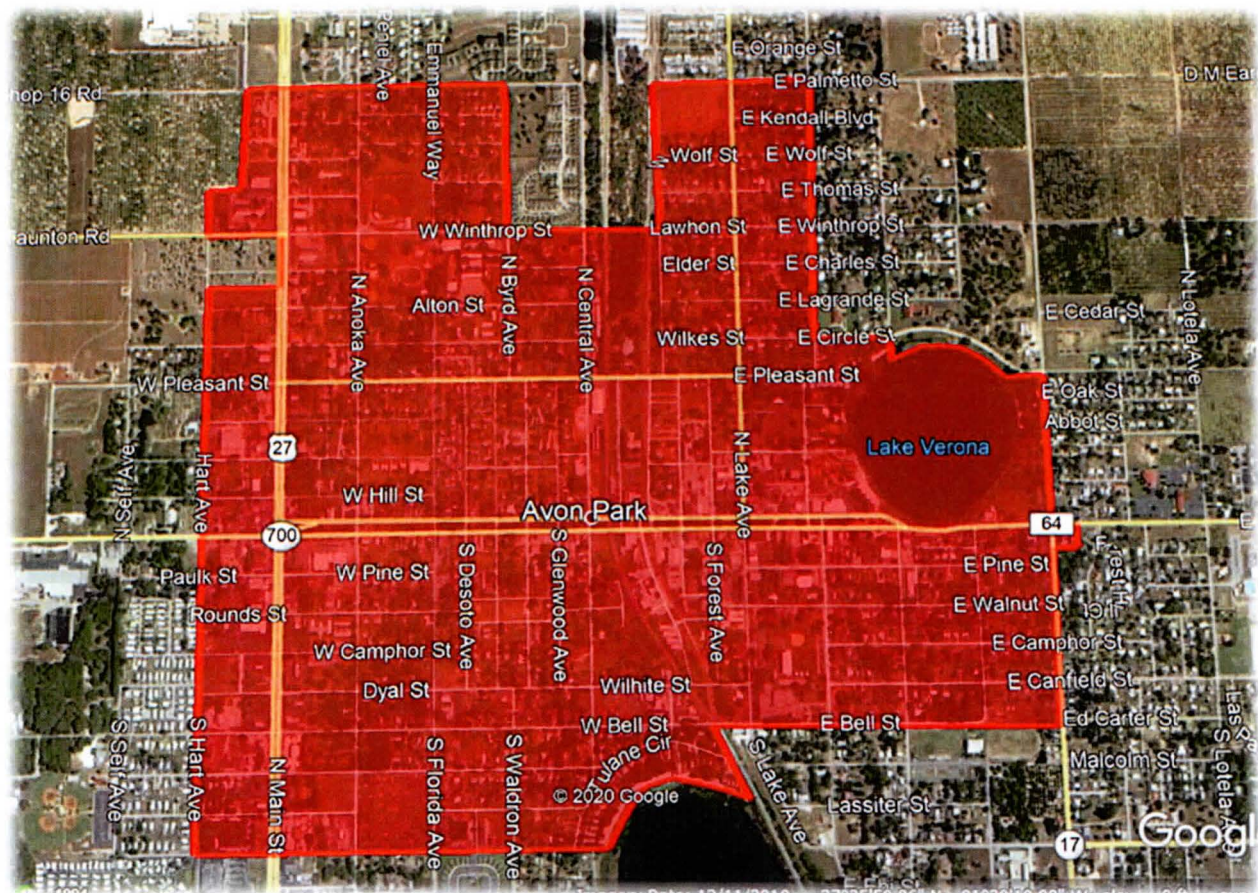
CRAs are a specifically focused financing tool for redevelopment. CRA Boards do not establish policy for the city or county - they develop and administer a plan to implement that policy. The CRA acts officially as body distinct and separate from the governing body, even when it is the same group of people. The CRA has certain powers that the city or county by itself may not have, such as establish tax increment financing and leverage local public funds with private dollars to make redevelopment happen. The term of a CRA is limited to 20 years, 40 years if extended.



Mainstreet CRA (Continued)

Fund Balance & Projects

Beginning Fund Balance	\$311,160
FY22/22 Budgeted Revenue	\$465,950
FY22/23 Budgeted Projects	\$777,110
Ending Fund Balance	\$ 0





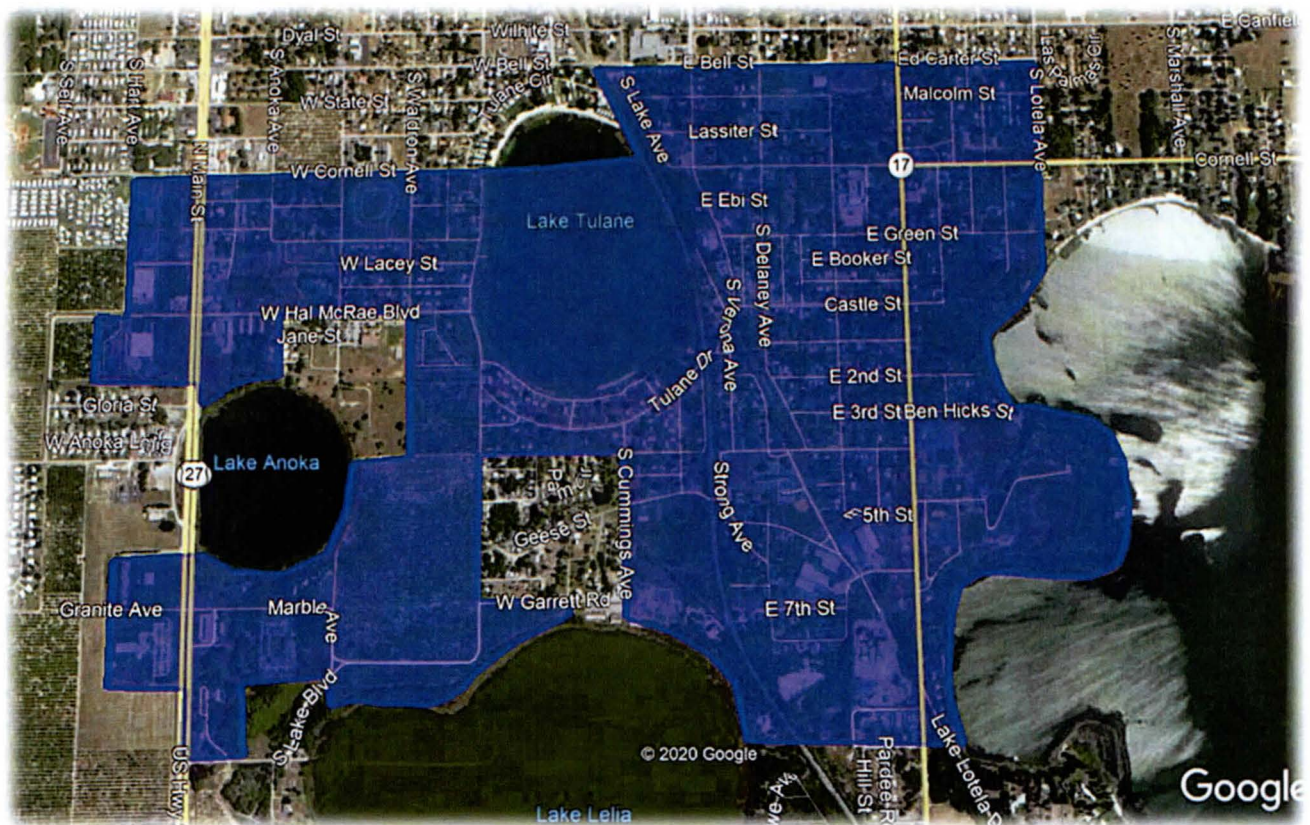
**Fiscal Year 22-23
Annual Budget**

Southside CRA

Fund Balance & Projects

Beginning Fund Balance	\$129,660
FY22/23 Budgeted Revenue	\$185,930
FY22/23 Budgeted Projects	\$315,590
Ending Fund Balance	\$ 0

The CRA Advisory Board met on September 16, 2021 and recommended budgeting \$100,000 toward facades grants and blight. The CRA Board will meet on September 27, 2021 and, if approved, this amount will be added to the budget during the budget adjustment process.



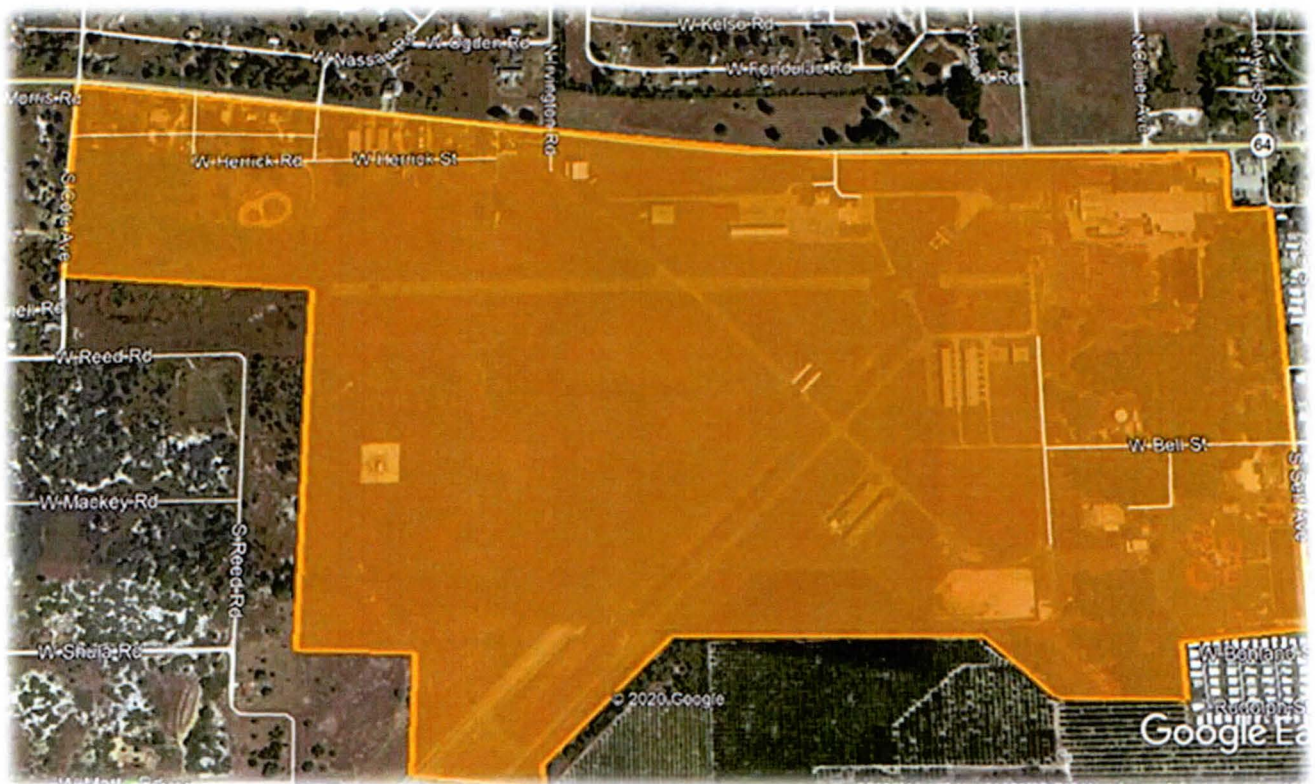


Airport CRA

Fund Balance & Projects

Beginning Fund Balance	\$ 96,800
FY22/23 Budgeted Revenue	\$ 20,580
FY22/23 Budgeted Projects	\$117,380
Ending Fund Balance	\$ 0

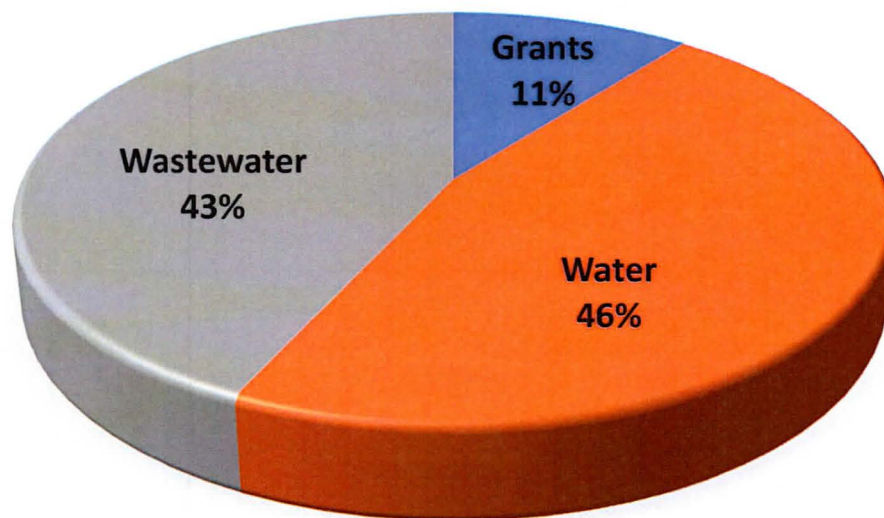
No projects have been budgeted for the Airport CRA.





Total Water/Wastewater Fund Revenue

Water Revenues	2,965,000
Wastewater Revenues	2,753,500
Total Operating Revenue	<u>5,718,500</u>
Grant Revenue	670,600
Total Water/Wastewater Revenue	<u>6,389,100</u>



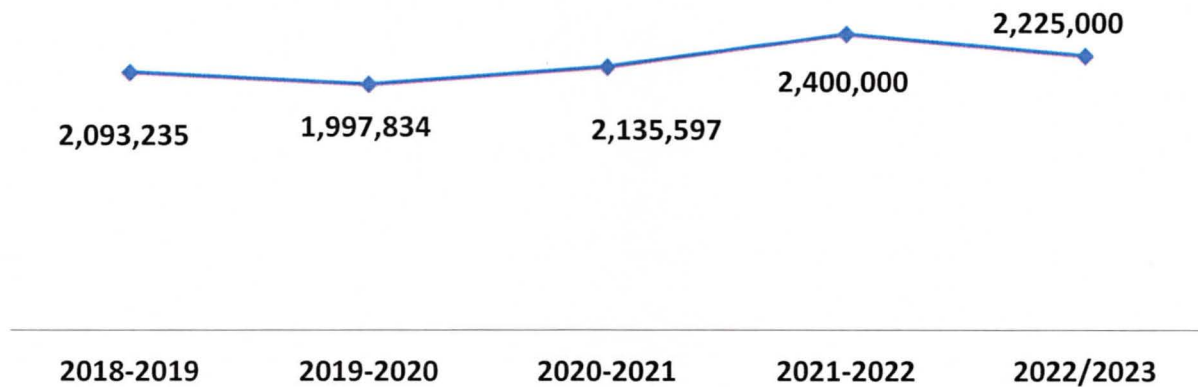


Total Water Revenue

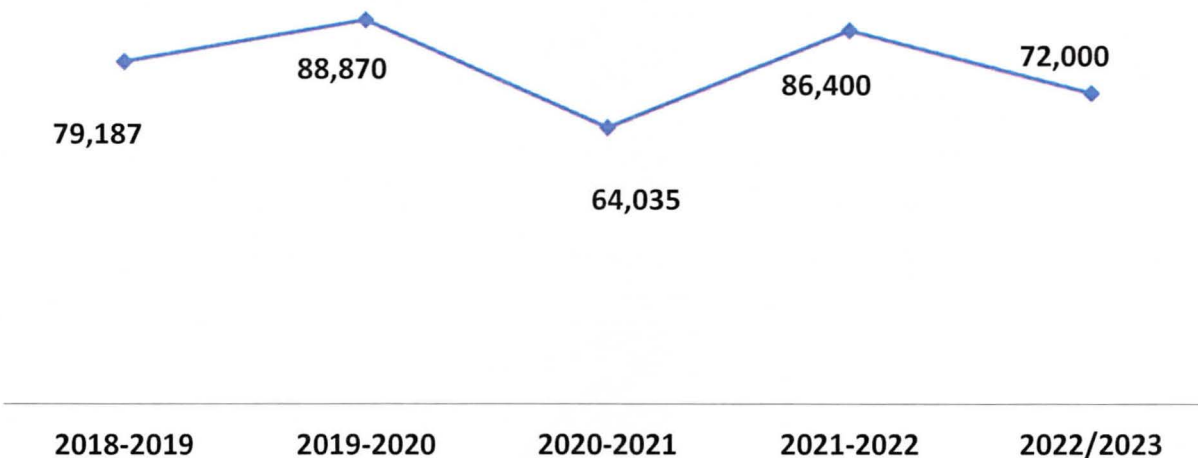
Type of Revenue	Amount Budgeted
Water Revenue	2,225,000
Irrigation	72,000
Sebring Ridge Water	290,000
Crystal Lake	75,000
Lake Damon	70,000
Water Reconnect Fees	100,000
Hydrant/Sprinkler	10,000
Tapping Fees	33,000
Impact Fees	60,000
Interest	21,500
Miscellaneous	8,500
Total Water Revenues	2,965,000



Water Revenue

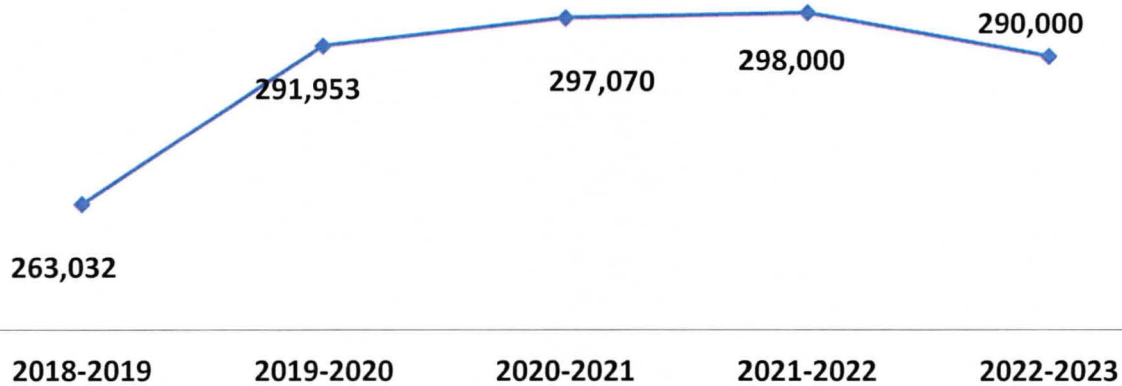


Irrigation Water Revenue

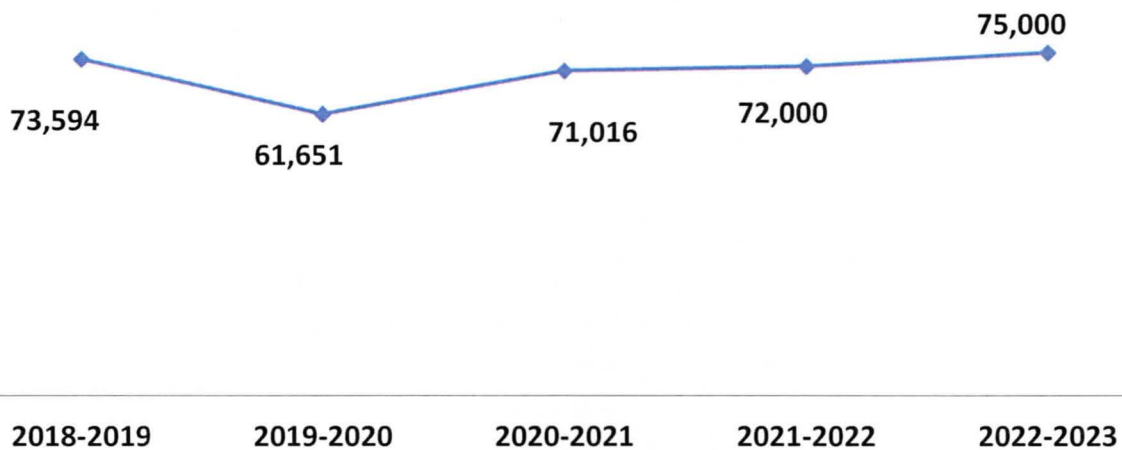




Sebring Ridge Water Revenue

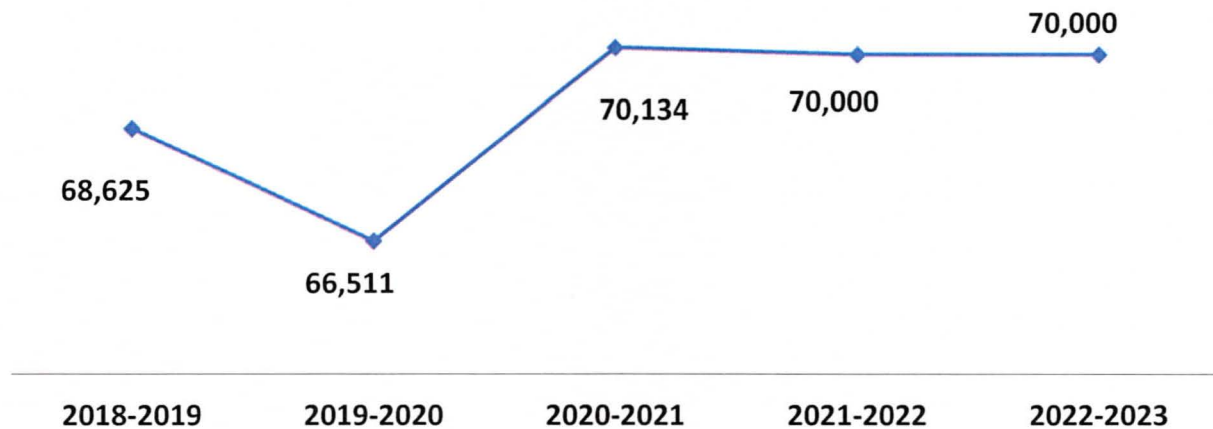


Crystal Lake Water Revenue

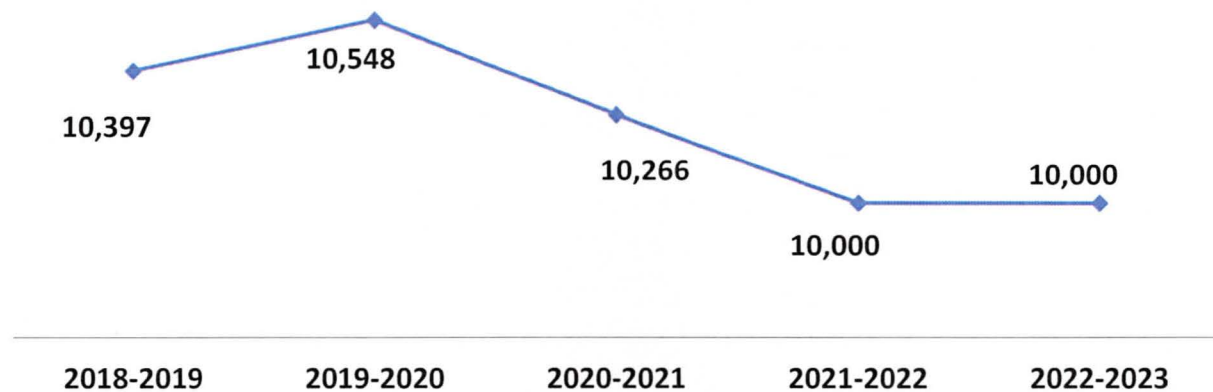




Lake Damon Water Revenue

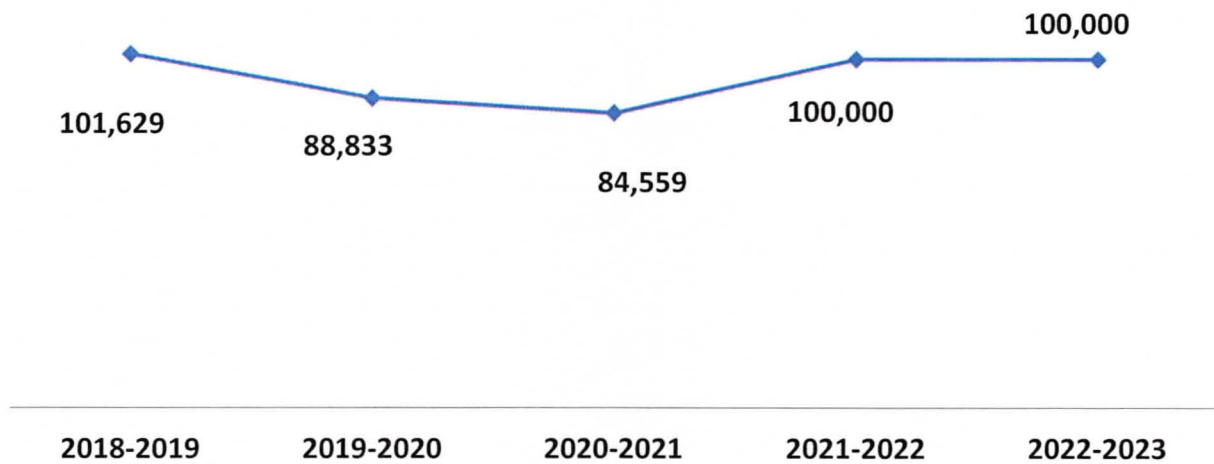


Water Hydrant/Sprinkler Revenue

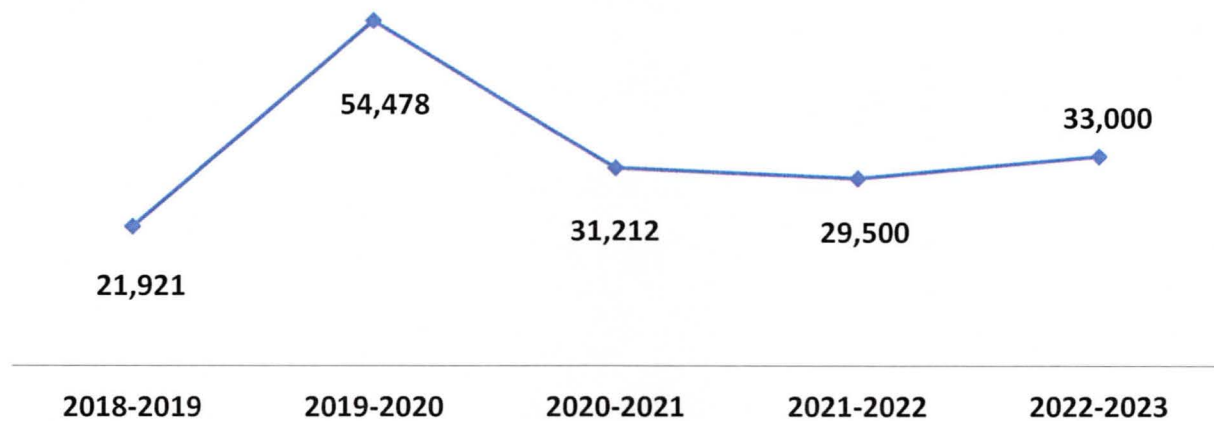




Water Reconnection Revenue

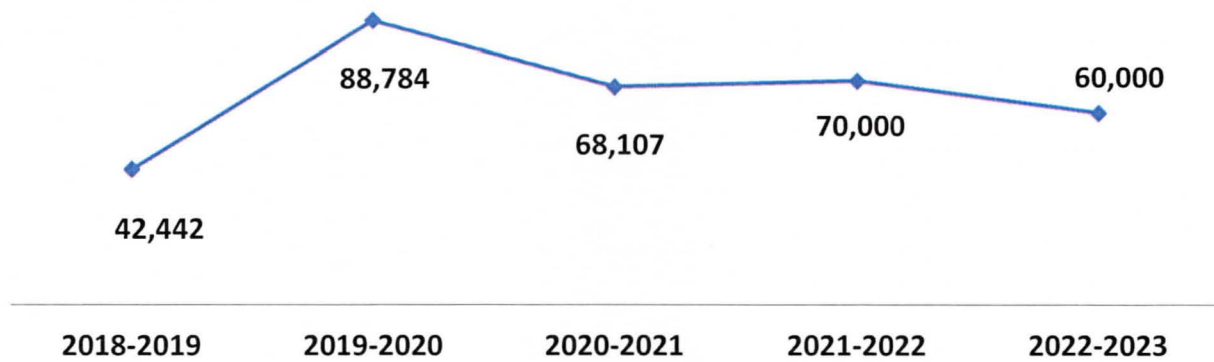


Water Tapping Fee Revenue

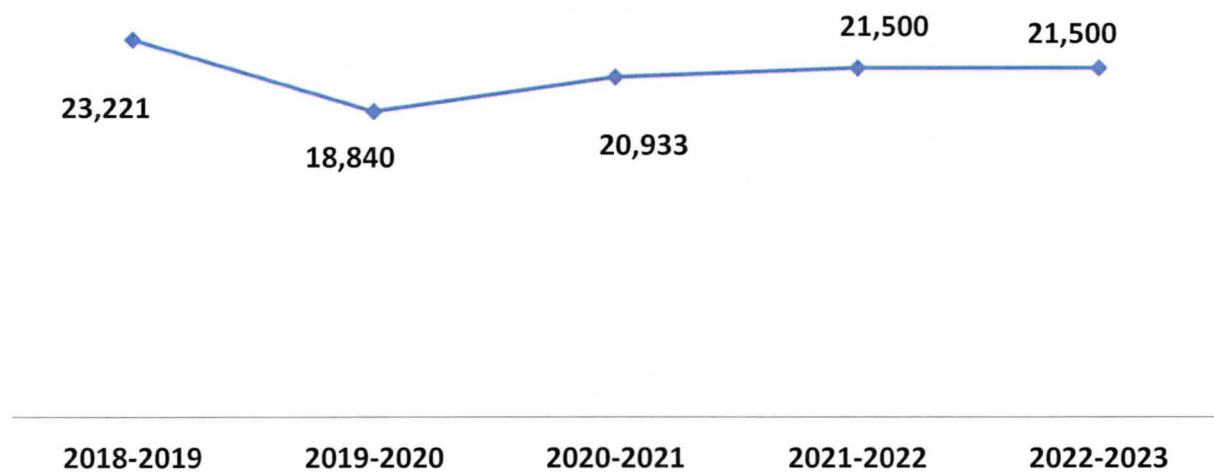




Water Impact Fee Revenue

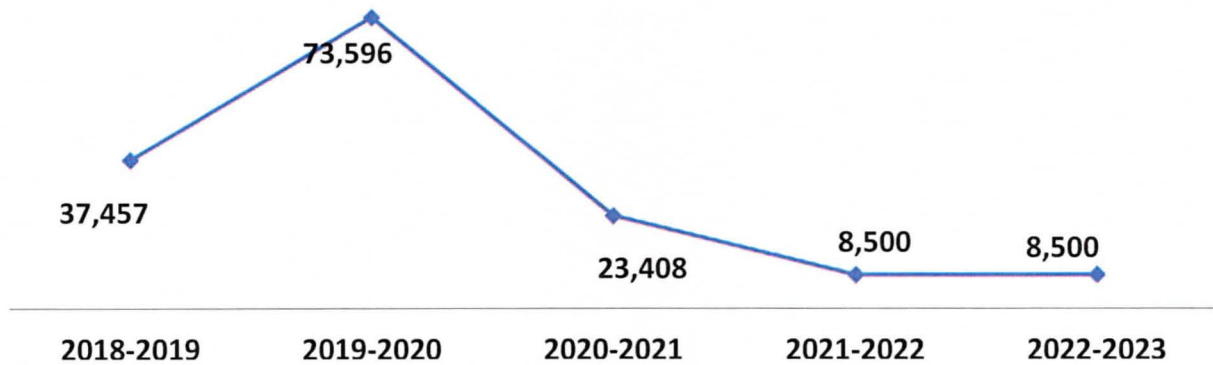


Water Interest Income





Water Miscellaneous Revenue





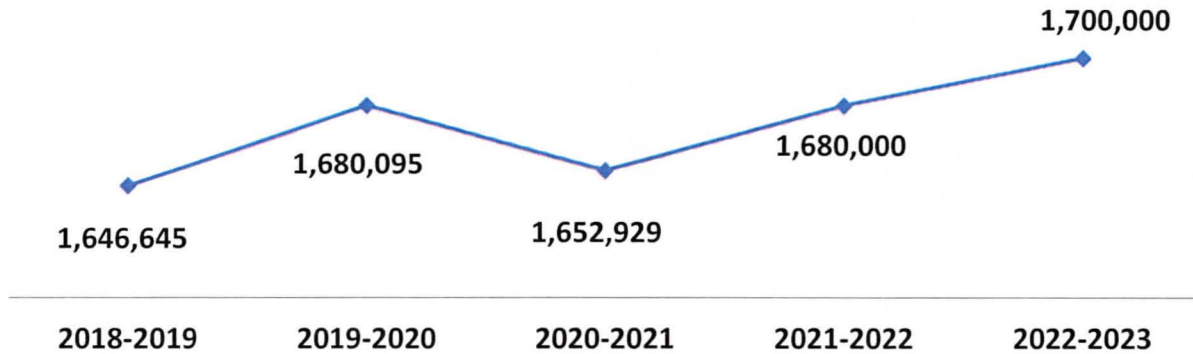
Total Wastewater Revenues

Type of Revenue	Amount Budgeted
Wastewater Revenue	1,680,000
Septage Revenue	708,000
Crystal Lake Wastewater	138,000
Lake Damon Wastewater	36,000
Penalties	145,000
Tapping Fees	1,500
Impact Fees	40,000
Other Income	5,000
Total Water Revenues	2,753,500

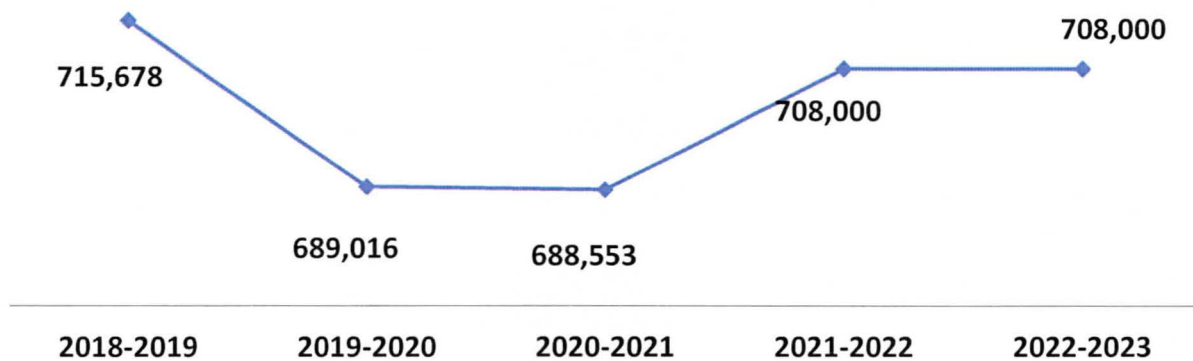




Wastewater Revenue

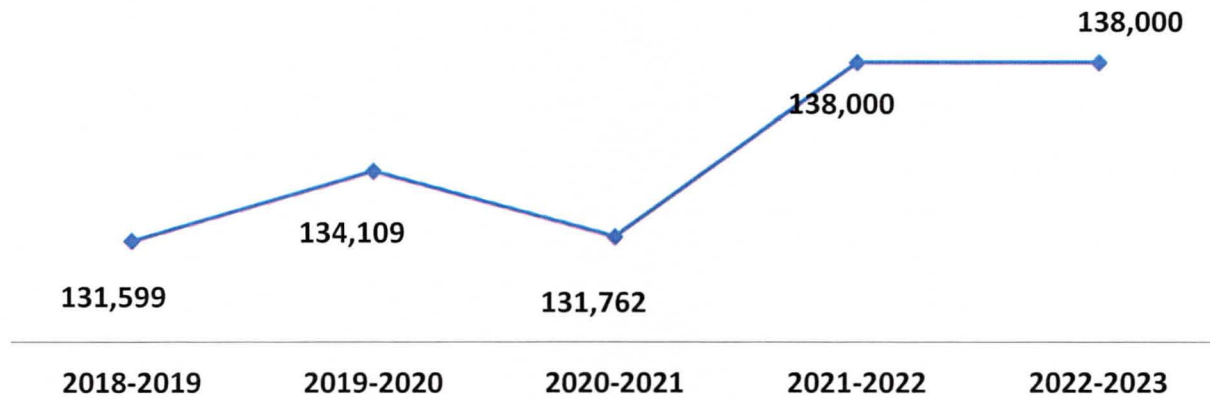


Septage Revenue

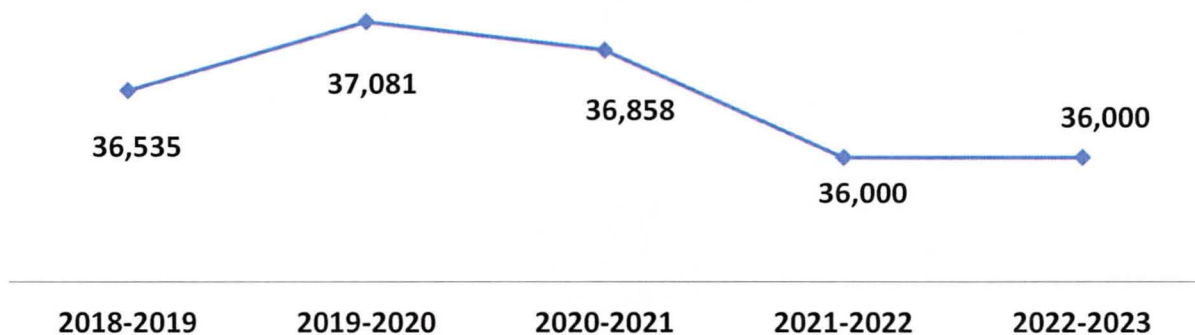




Crystal Lake Wastewater Revenue

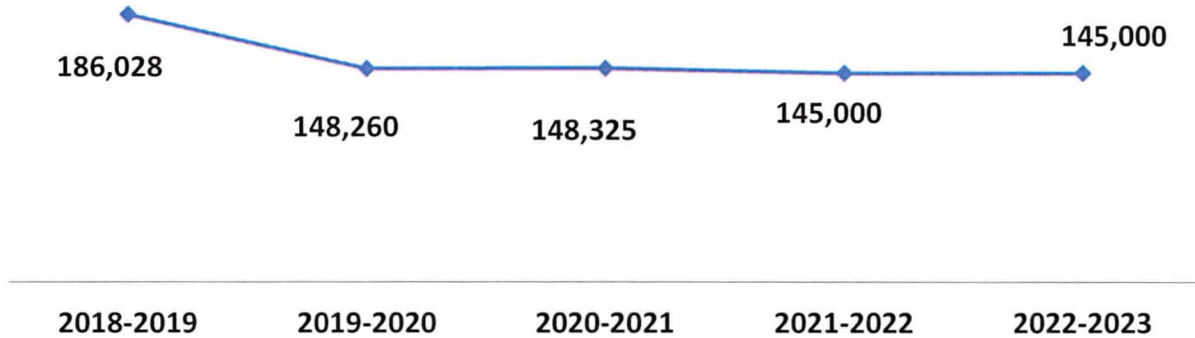


Lake Damon Wastewater Revenue



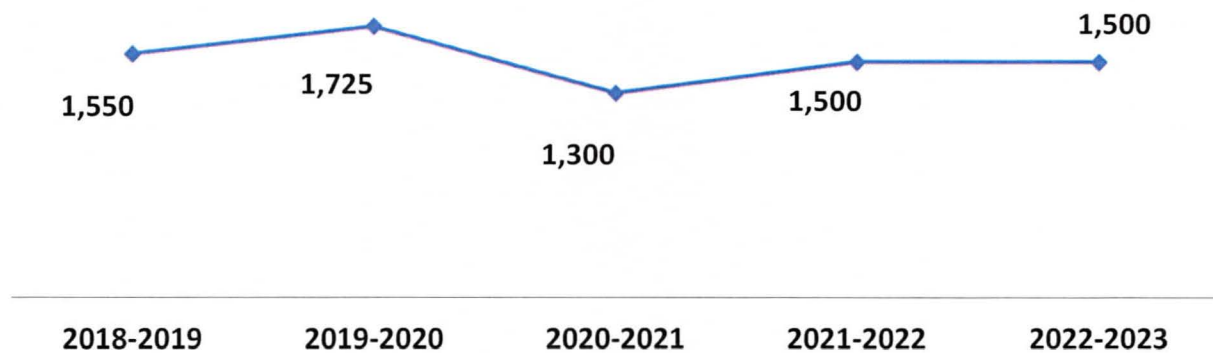


Wastewater Penalties Revenue

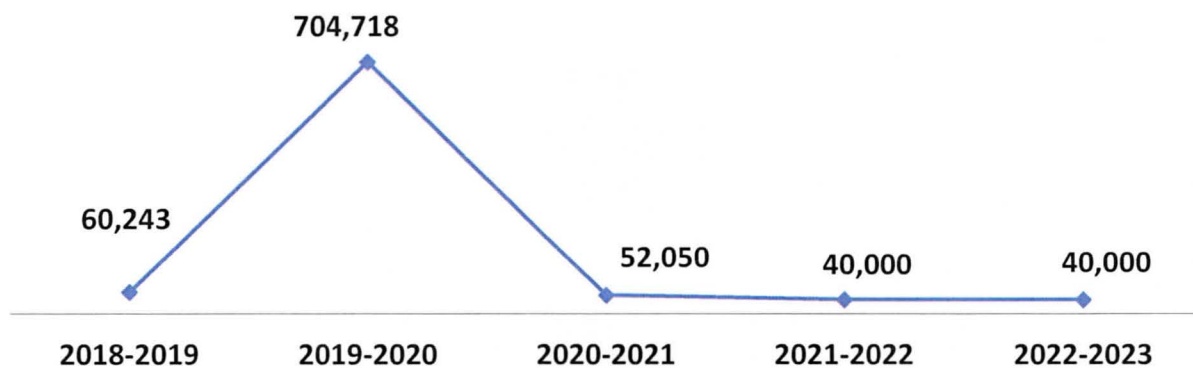




Wastewater Tapping Fee Revenue

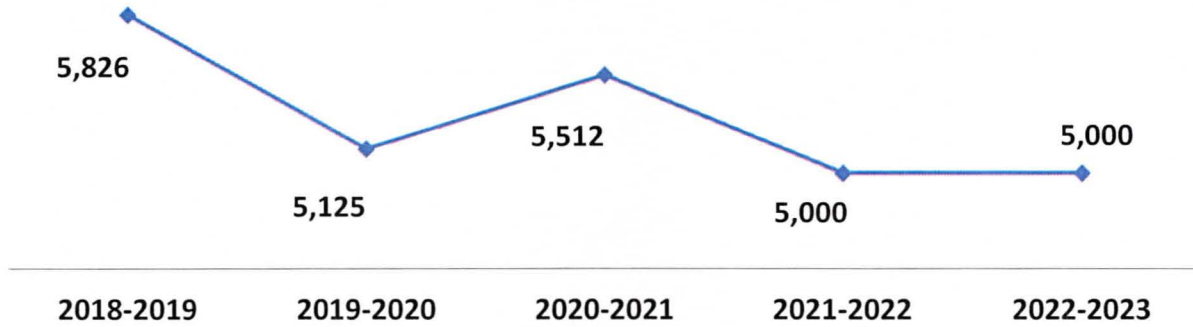


Wastewater Capacity Fee Revenue





Other Wastewater Revenue

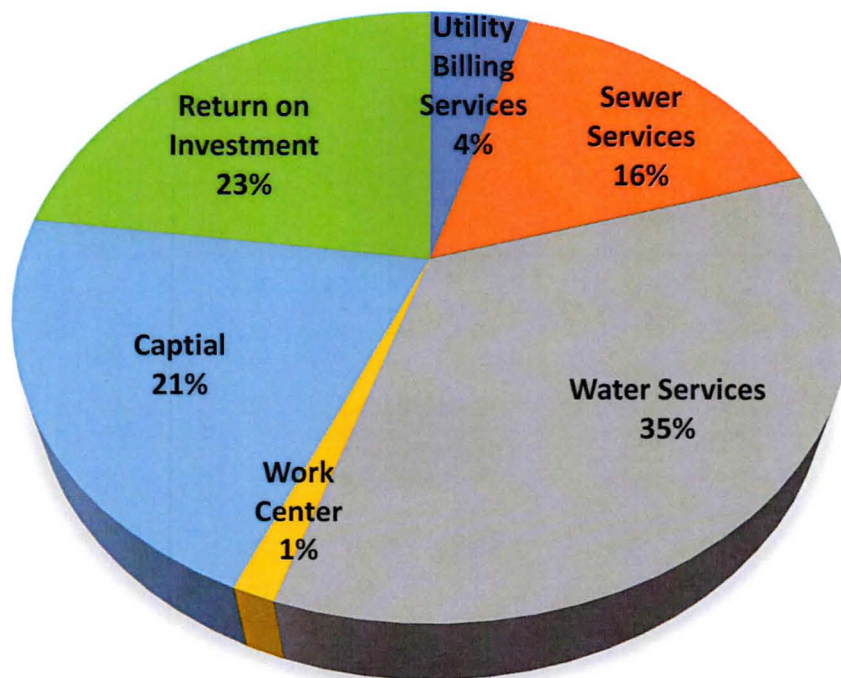




Total Water/Wastewater Fund Expenses

Description: The Water and Wastewater Utility Fund is a full-service utility providing potable water production and distribution, wastewater collection and treatment, and infrastructure inspections on all projects.

Utility Billing Services	382,150
Wastewater Services	1,303,230
Water Services	2,894,650
Work Center	115,430
Total Operating Expenses	<u>4,695,460</u>
Wastewater Capital	539,820
Water Capital	1,188,500
Total Expenses	<u>6,423,780</u>
Return On Investment	<u>1,900,000</u>






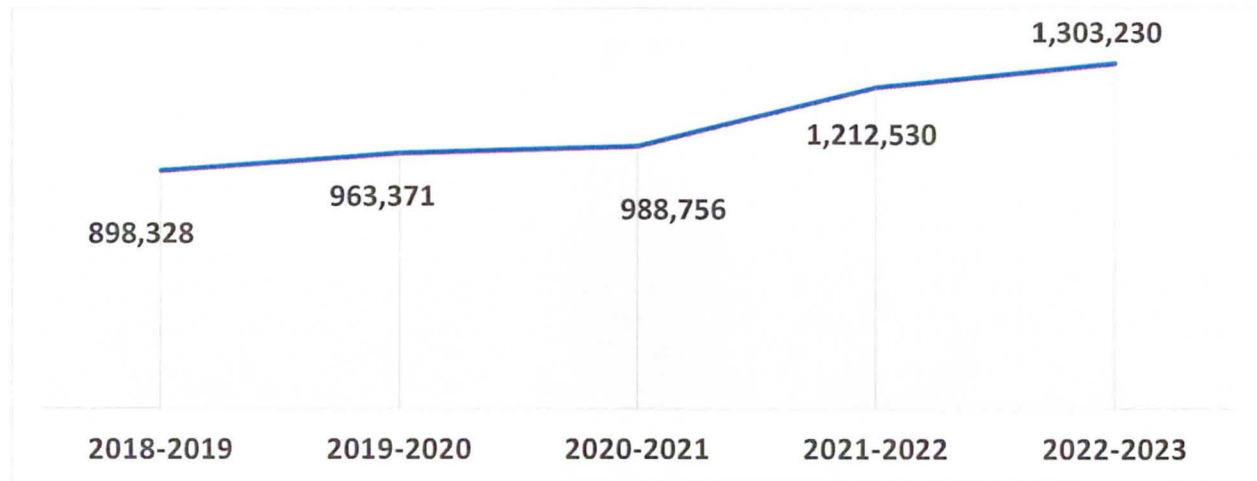
Utility Billing Services Expenses

(Continued)

	FY18/19	FY19/20	FY20/21	FY21/22	FY22/23
EXECUTIVE SALARIES	22,498	26,221	31,965	33,270	60,300
REGULAR SALARIES & WAGES	188,683	165,155	186,836	242,620	172,670
OVERTIME	1,903	2,962	10	1,060	960
FICA	15,048	14,317	15,388	21,200	16,970
FRS CITY CONTRIBUTIONS	44,149	42,375	44,988	17,990	12,570
CITY PLAN	9,507	10,378	16,644	17,990	19,670
LIFE & HEALTH INSURANCE	1,127	1,236	1,487	1,960	1,360
UHC	29,644	28,305	24,310	37,680	29,620
EMPLOYER HSA CONTRIBUTION	309	21	876	-	-
OPEB	-	9,826	-	-	-
WORKER'S COMP	2,259	1,653	1,512	2,000	1,780
UNEMPLOYMENT COMP	-	3,300	908	-	-
ACCOUNTING & AUDITING	8,833	9,299	9,731	10,000	-
OTHER CONTRACTUAL SERVICE	91,019	34,988	55,680	51,110	31,590
TRAVEL & PER DIEM	-	-	-	980	1,000
COMMUNICATIONS SERVICES	1,622	2,752	3,857	3,600	2,400
TRANSPORTATION/POSTAGE	15,631	14,585	14,614	14,280	14,000
TRAINING SCHOOLS	-	-	-	800	800
RENTALS & LEASES	4,652	4,875	4,980	5,040	6,630
BUILDINGS REP & MAINT	57	-	-	500	1,000
VEHICLE REP & MAINT	-	-	-	1,500	-
OTHER CHARGES & OBLIGATIONS	-	-	249	1,200	1,200
OFFICE SUPPLIES	3,608	3,271	2,860	2,600	3,600
OPERATING SUPPLIES	3,987	4,381	2,625	1,720	2,000
UNIFORMS	682	-	100	2,000	2,000
TOTAL UTILITY SERVICES	445,218	379,901	419,619	470,820	382,150



Wastewater Services Expenses





Wastewater Services Expenses (Continued)

	FY18/19	FY19/20	FY20/21	FY21/22	FY22/23
EXECUTIVE SALARIES	8,289	6,265	14,854	-	-
REGULAR SALARIES & WAGES	77,237	140,015	134,096	195,210	207,540
OVERTIME	7,454	6,792	8,178	8,750	28,400
ON CALL AND HOLIDAY WORK	8,315	8,716	8,135	11,100	19,640
FICA	7,648	12,225	11,961	16,540	18,370
FRS RETIREMENT CONTRIBUTIONS	27,451	81,589	15,094	21,430	29,040
LIFE & HEALTH INSURANCE	269	692	702	710	1,220
UHC	10,114	15,109	13,739	25,010	32,060
EMPLOYER HSA CONTRIBUTION	-	27	597	1,040	-
LIFE & HEALTH / OPEB	229	20,026	-	-	-
WORKERS COMP	-	6,756	5,698	-	6,710
UNEMPLOYMENT	-	99	43	-	-
PROFESSIONAL SERVICES	16,265	22,296	114,372	100,000	95,000
ACCOUNTING & AUDITING	8,833	9,299	9,731	32,000	20,610
OTHER CONTRACTUAL SERVICE	1,047	7,069	19,916	35,380	34,560
SLUDGE HAULING	120,297	151,645	154,820	180,000	192,000
TRAVEL & PER DIEM	-	22	0	1,000	1,000
COMMUNICATIONS SERVICES	934	1,039	1,339	1,200	1,800
TRANS. POSTAGE	12,837	17,327	14,816	16,440	14,000
TRAINING SCHOOLS	1,316	1,000	119	1,000	1,000
GASOLINE	1,488	1,222	1,788	4,000	4,000
ELECTRICITY	100,902	99,051	100,737	111,600	122,640
DIESEL	-	-	-	5,000	6,000
WATER	2,245	9,041	5,619	7,200	9,000
PROPERTY & OTHER INS.	58,825	49,074	56,736	60,000	79,990
BUILDINGS REP & MAINT	1,407	1,003	694	2,000	2,000
VEHICLES REP & MAINT	8,108	9,526	2,819	9,880	6,000
OTHER REPAIRS & MAINT	78,028	69,434	36,914	58,540	50,000
MACHINERY REP & MAINT	37,593	42,671	29,784	66,040	60,000
REPLACEMENT & MAINTENANCE	81,598	17,657	19,448	30,000	40,000
OFFICE SUPPLIES	-	-	339	500	600
OPERATING SUPPLIES	35,565	16,541	11,278	8,750	8,750
UNIFORMS	2,120	906	1,314	2,000	2,000
CHEMICALS & LAB SUPPLIES	181,536	138,157	178,368	195,000	204,000
PERISHABLE TOOLS	-	-	8,022	4,000	4,000
SUBSCRIPTION & MEMBERSHIP	378	1,080	730	1,300	1,300
TOTAL WASTEWATER SERVICES	898,328	963,371	988,756	1,212,531	1,303,230



Wastewater Services Expenses

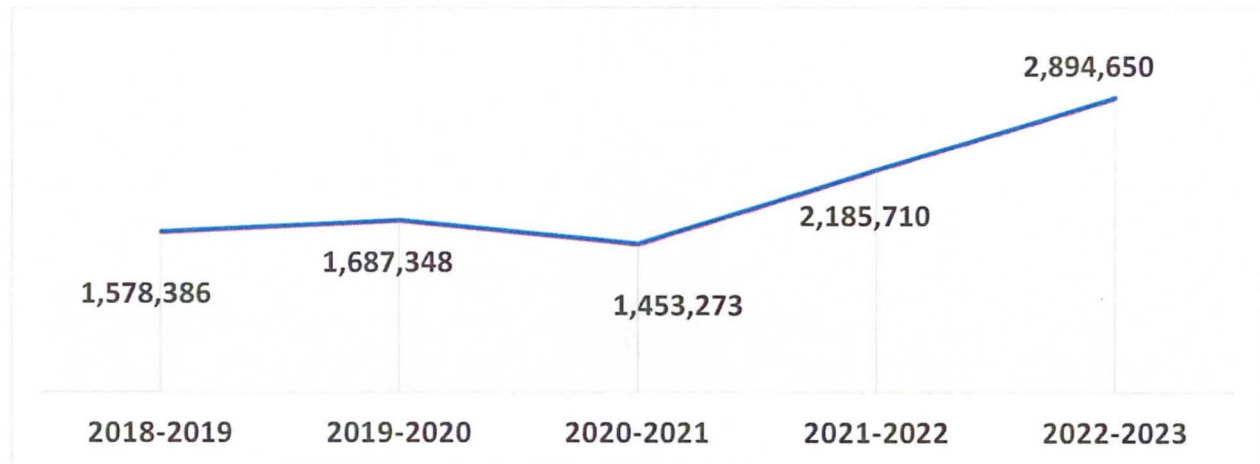
(Continued)

Capital

\$ 250,000	Lift Station Rehabilitation
\$ 250,000	Wastewater Pipe Lining and Bursting
\$ 6,000	6 Metal Detectors
\$ 11,750	Stump Grinder (for water dept. also)
\$ 3,770	Rear Winch (for water dept. also)
<u>\$ 18,300</u>	Shredder (for water dept. also)
<u>\$ 539,820</u>	Total Wastewater Service Capital



Water Services Expenses





Water Services Expenses

(Continued)

	FY18/19	FY19/20	FY20/21	FY21/22	FY22/23
EXECUTIVE SALARIES	64,572	19,861	23,507	6,110	-
REGULAR SALARIES & WAGES	488,277	534,401	481,752	769,780	976,470
OVERTIME	29,535	32,599	24,694	35,000	70,570
ON CALL AND HOLIDAY WORK	8,916	10,811	14,697	16,200	41,030
FICA	44,609	44,802	38,455	64,300	77,980
FRS CONTRIBUTION CITY	113,659	116,874	68,483	76,220	119,820
CITY PLAN	4,455	4,968	4,589	6,460	6,730
LIFE & HEALTH INSURANCE	2,672	3,253	2,818	4,100	6,160
UHC	76,271	64,427	51,775	91,800	154,670
EMPLOYER HSA CONTRIBUTION	-	16	1,219	6,330	-
LIFE & HEALTH INSURANCE / OPEB	36,524	-	-	-	-
WORKER'S COMP	-	23,104	24,328	30,000	28,650
UNEMPLOYMENT COMPENSATION	3,069	34	14	1,000	-
PROFESSIONAL SERVICES	12,945	21,379	26,761	54,500	52,500
ACCOUNTING & AUDITING	8,833	9,299	14,731	10,000	20,610
OTHER CONTRACTUAL SERVICE	94,456	125,597	50,184	126,000	510,390
PRE-EMPLOYMENT	280	474	291	500	500
TRAVEL & PER DIEM	127	18	-	4,000	4,000
COMMUNICATIONS SERVICES	1,740	2,391	2,368	2,760	2,760
FREIGHT & POSTGAGE	-	657	-	1,000	1,500
TRAINING SCHOOLS	770	2,044	56	500	500
GASOLINE	22,771	18,683	29,744	30,000	40,000
DIESEL	7,397	9,259	7,090	15,200	24,000
ELECTRICITY	131,788	126,538	130,239	132,000	155,870
WATER/WASTEWATER	426	464	479	1,000	600
GARBAGE	406	442	442	1,000	480
RENTALS & LEASES	435	550	480	600	600
PROPERTY & OTHER INS.	77,207	60,729	71,000	73,876	75,000
BUILDING REP & MAINT	-	-	467	500	500
VEHICLES REP & MAINT	16,336	23,766	13,505	19,500	20,000
OTHER REPAIRS & MAINT	32,973	19,974	40,350	35,180	25,000
MACHINERY REP & MAINT	29,992	7,681	13,523	20,000	20,000
OTHER CUR CHARGES & OBLG.	46,399	24,398	1,398	45,000	45,000
ADVERTISING	-	235	-	1,000	1,000



Water Services Expenses

(Continued)

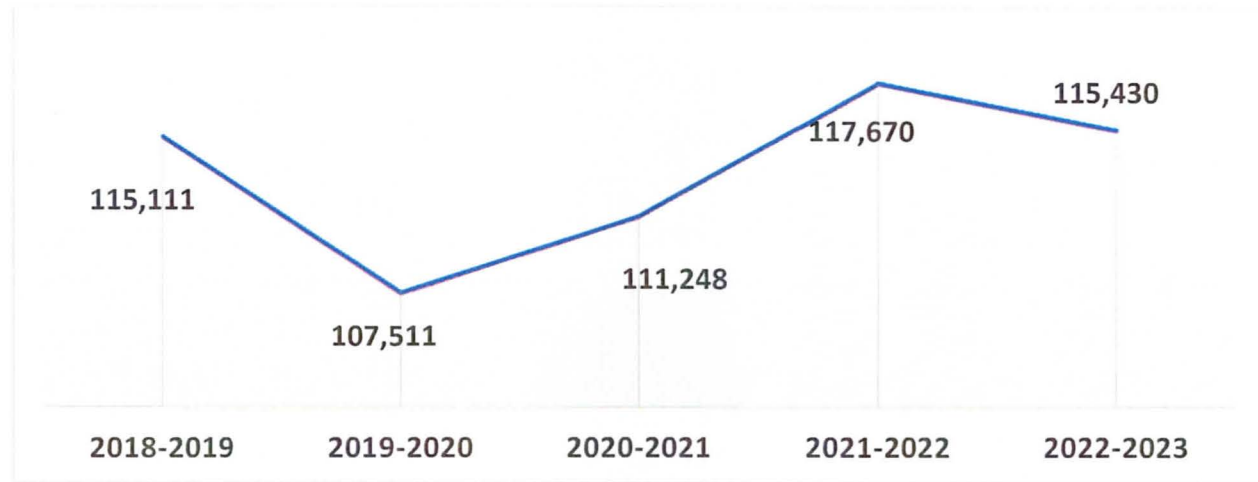
	FY18/19	FY19/20	FY20/21	FY21/22	FY22/23
OFFICE SUPPLIES	3,056	1,233	1,000	1,000	1,000
OPERATING SUPPLIES	23,027	21,835	10,594	13,000	12,000
INVENTORY ITEMS	41,258	57,357	33,470	111,400	250,000
UNIFORMS	9,603	5,589	3,236	7,000	10,000
CHEMICALS & LAB SUPPLIES	50,012	48,184	50,890	50,000	52,500
SMALL TOOLS	-	-	10,089	15,000	15,000
JANITORIAL SUPPLIES	1,104	1,187	851	2,000	2,000
WATER METERS	90,797	241,210	198,954	299,670	500,000
SUBSCRIPTION & MEMBERSHIP	1,689	1,025	582	1,000	-
TOTAL WATER SERVICES	1,578,386	1,687,348	1,453,273	2,185,710	2,894,650

Capital

\$ 500,000	Water Meter Replacement
\$ 500,000	Waterline Transmission
\$ 58,500	2023 Ford F350 4WD
\$ 40,600	2023 Ford F150 4WD
<u>\$ 89,400</u>	Hydro Flushers (20 @ 4,470 ea.)
 <u>\$1,188,500</u>	 Total Water Service Capital



Work Center Expenses



	FY18/19	FY19/20	FY20/21	FY21/22	FY22/23
OTHER CONTRACTUAL SERVICE	13,999	16,000	18,055	18,830	2,040
COMMUNICATIONS SERVICES	6,196	7,431	7,557	9,600	5,300
ELECTRICITY	1,908	2,141	2,155	3,000	3,000
WATER	1,084	1,055	1,116	1,200	1,200
GARBAGE	663	884	884	960	960
RENTALS & LEASES	992	2,813	3,791	4,080	2,400
PROPERTY AND OTHER INS	69,521	57,997	67,052	68,000	94,530
MACHINERY REP & MAINT	95	335	387	500	500
REPLACEMENT & MAINTENANCE	146	1,766	396	1,000	1,000
OFFICE SUPPLIES	122	591	286	500	1,500
OPERATING SUPPLIES	20,385	16,498	9,567	10,000	3,000
TOTAL WORKCENTER	115,111	107,511	111,248	117,670	115,430



Airport Fund

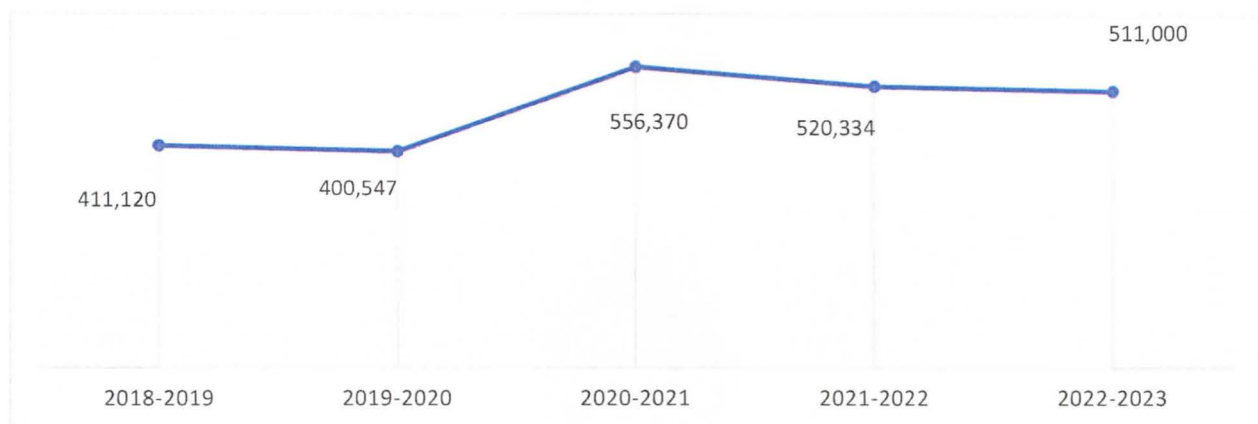
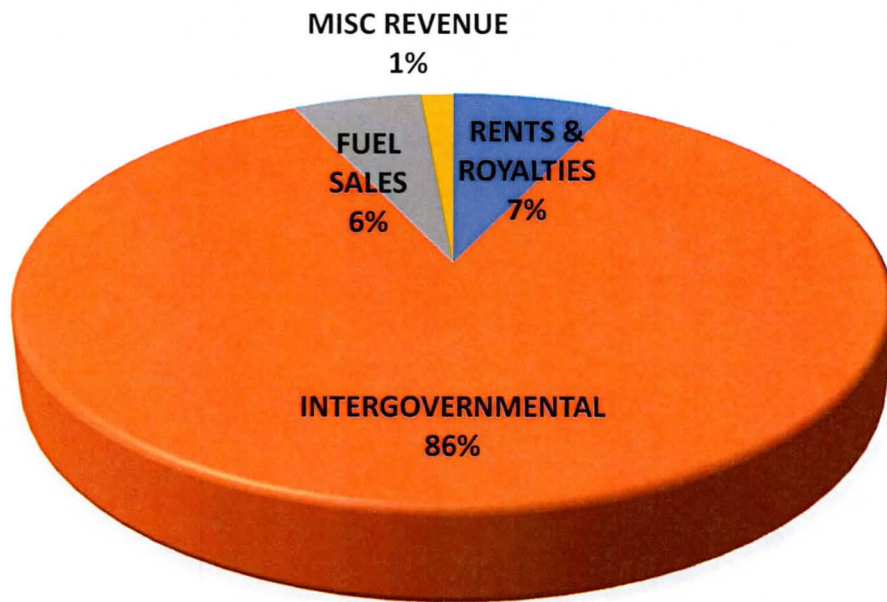
Description: The Avon Park Executive Airport, as it is known today, opened as a civil airport in April 1940 as Avon Park Municipal Airport. During World War II it was leased by the United States Army Air Force on October 4, 1941. During the war, it was assigned to the Army Air Force Training Command as a contract pilot training airfield. It was placed under the jurisdiction of the 61st Army Air Force Fight Training Detachment (Contract Flying). At the end of the war the facility reverted back to the city for operation as the Avon Park Municipal Airport.

The City is in the process of entering into a long-term lease agreement with Florida Airport Management.



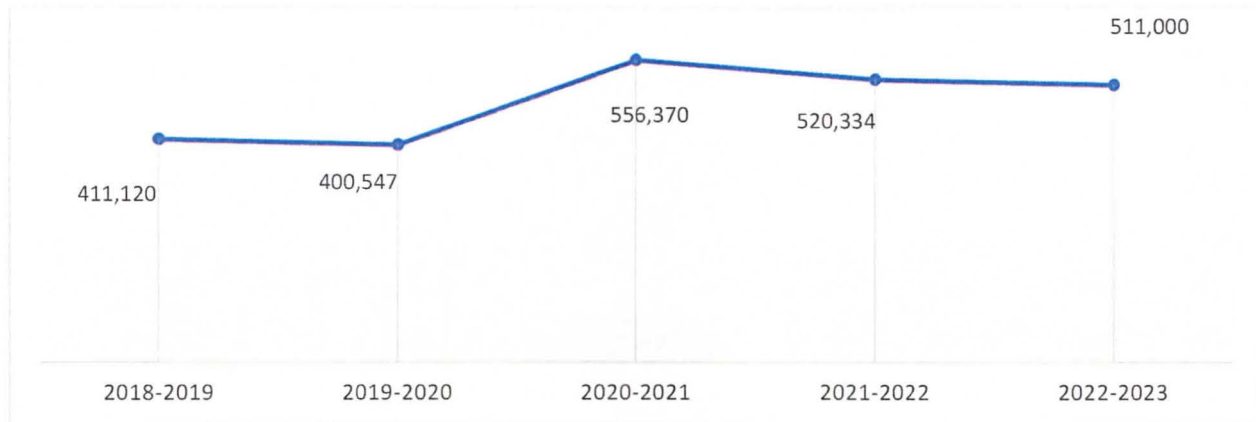
Airport Fund Revenues

Rents & Royalties	255,000
Fuel Sales	205,000
Misc. Revenue	51,000
Total Operating Revenue	<u>511,000</u>
Intergovernmental – Grants	3,105,740
Total Revenue	<u>3,616,740</u>





Airport Fund Expenses



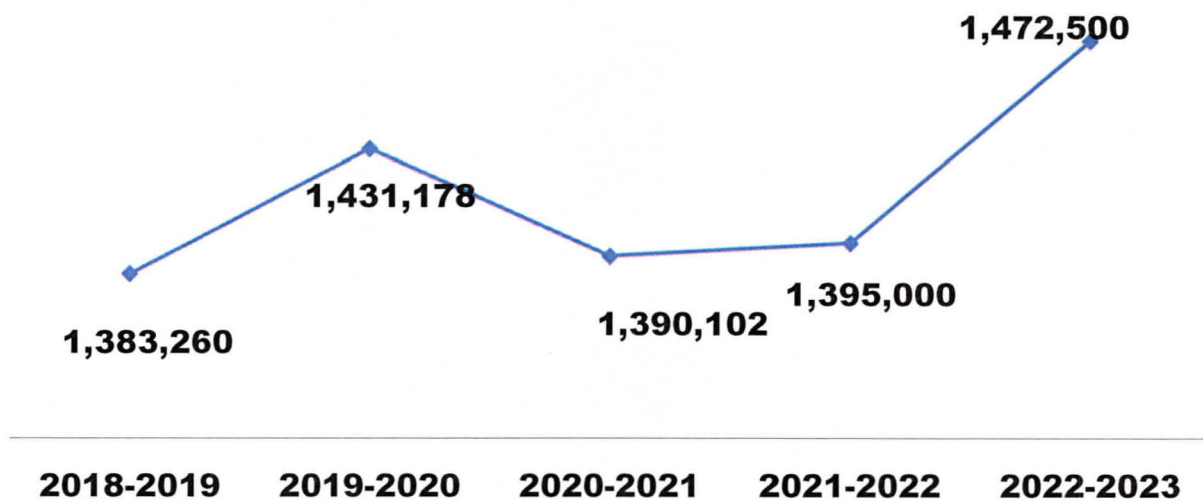
	FY18/19	FY19/20	FY20/21	FY21/22	FY22/23
AVIATION FUEL	70,956	43,943	70,028	121,770	125,000
JET FUEL	16,328	14,934	38,875	50,890	70,000
PROFESSIONAL FEES	12,916	2,914	11,589	19,000	120,000
ACCOUNTING & AUDITING	6,267	-	2,500	4,500	4,500
OTHER CONTRACTUAL SERVICE	11,563	9,549	154,319	100,000	480,130
TRAVEL & PER DIEM	-	172	-	-	-
COMMUNICATION SERVICES	3,534	3,050	3,246	4,000	4,000
ELECTRICITY	11,373	3,743	3,248	12,000	15,000
WATER	1,776	1,778	1,631	2,000	5,000
RENTALS & LEASES	-	813	-	-	-
INSURANCE	62,235	49,117	61,151	62,000	70,000
REPAIR & MAINTENANCE SVCS	29,742	18,586	21,341	25,000	25,000
INDUSTRIAL BUILDING	-	-	20,500	25,000	-
REPLACEMENT & MAINTENANCE	9,480	14,372	4,533	15,000	25,000
PROMOTIONAL ACTIVITIES	477	215	140	500	500
OTHER CURRENT OBLIGATIONS	64,702	66,316	72,336	70,000	75,000
OFFICE SUPPLIES	120	33	-	100	500
OPERATING SUPPLIES	3,326	2,663	1,534	3,000	2,000
JANITORIAL SUPPLIES	168	29	18	100	100
TOTAL UTILITY SERVICES	411,120	400,547	556,370	520,334	511,000



Sanitation Fund

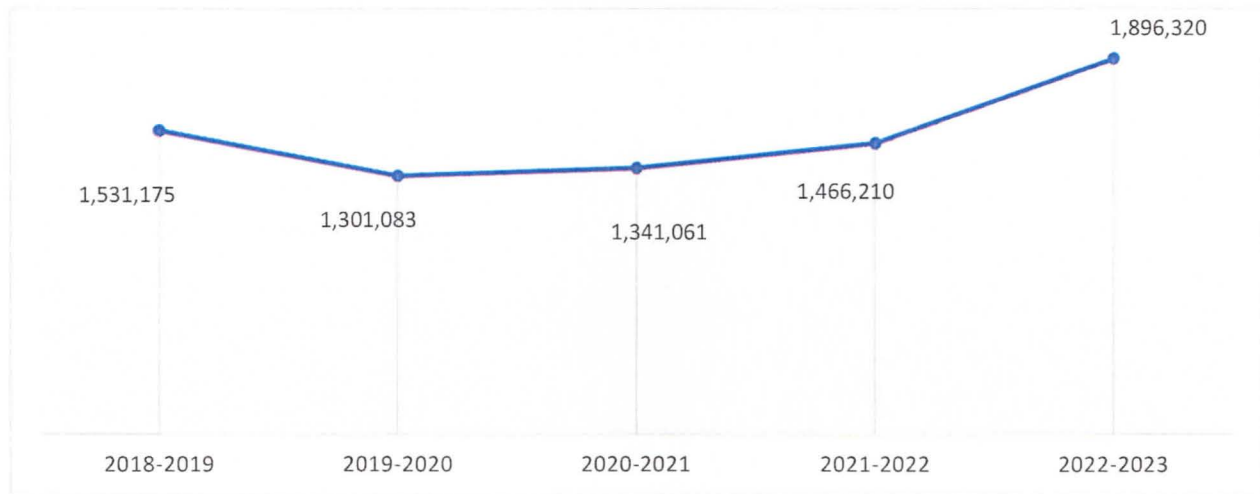
Description: The Sanitation Fund provides the removal of all residential and commercial garbage within the city limits.

Revenues





Sanitation Fund Expenses



	FY18/19	FY19/20	FY20/21	FY21/22	FY22/23
EXECUTIVE SALARIES	66,830	17,179	29,780	30,220	25,840
REGULAR SALARIES & WAGES	373,926	275,754	424,468	438,660	742,230
OVERTIME	16,569	15,000	8,365	10,500	12,690
FICA	33,889	24,085	32,517	37,620	56,610
FRS CONTRIBUTIONS CITY	103,777	30,269	30,000	56,180	84,390
CITY PLAN	4,080	3,993	7,468	20,240	9,560
LIFE & HEALTH INSURANCE	18,981	2,237	2,498	3,990	5,100
UHC	62,419	58,894	47,061	79,810	124,020
EMPLOYER HSA CONTRIBUTION	-	-	938	4,180	-
WORKER'S COMPENSATION	476	19,450	31,192	30,000	36,730
UNEMPLOYMENT COMPENSATION	-	-	1113	200	-
ACCOUNTING & AUDITING	8,000	8,000	5,011	8,000	4,940
OTHER CONTRACTUAL SERVICE	34,252	26,000	30,240	35,000	35,000
PRE-EMPLOYMENT	750	1,000	476	1,000	1,000
TRAVEL & PER DIEM	19	-	-	-	-
COMMUNICATIONS SERVICES	49	1,000	800	1,000	600



Sanitation Fund Expenses

	FY18/19	FY19/20	FY20/21	FY21/22	FY22/23
TRANSPORTATION/POSTAGE	12,429	13,000	19,585	17,110	17,110
TRAINING SCHOOLS	502	1,000	800	1,000	600
GASOLINE	2,716	4,000	1,539	4,000	4,000
DIESEL	73,251	65,000	53,654	55,000	100,000
ELECTRICITY	1,908	1,800	2,155	2,500	2,500
RENTALS & LEASES	2,423	10,000	-	9,370	10,000
PROPERTY AND OTHER INS.	44,921	42,000	43,326	40,000	40,000
VEHICLES REP&MAINT	128,702	130,000	72,582	124,000	125,000
OFFICE SUPPLIES	1,474	1,000	1,241	1,000	1,000
OPERATING SUPPLIES	9,202	9,000	14,849	11,500	15,000
COMMERCIAL CONTAINERS	23,919	35,000	-	28,750	35,000
GARBAGE CARTS	-	4,700	-	6,250	-
LANDFILL PAYMENTS	367,283	390,000	472,704	400,000	400,000
RECORDING FEES-LEINS	1,133	2,500	1,259	2,000	2,000
UNIFORMS	4,200	8,500	5,335	5,000	5,000
TOTAL SANITATION	1,531,175	1,301,083	1,341,061	1,466,210	1,896,320





Total General Fund Five-Year Capital Improvement Plan (CIP)

	2022-2023	2023-2024	2024-2025	2025-2026	2026-2027
Transportation	1,025,170	1,153,350	994,000	998,000	1,133,210
Parks & Recreation	932,780	1,200,000	1,270,000	1,200,000	1,200,000
Police	200,340	200,340	-	-	-
Streets	52,340	50,000	50,000	50,000	50,000
General Government	324,790	814,000	100,000	-	-
Fire Department	1,242,690	107,750	976,350	80,400	84,760
	3,778,110	3,525,440	3,390,350	2,328,400	2,467,970

Funding Source					
State Grants	1,228,590	1,350,000	690,000	600,000	600,000
Infrastructure	1,964,440	1,758,090	2,386,350	1,480,400	1,484,760
General Fund	585,080	417,350	314,000	248,000	383,210
	3,778,110	3,525,440	3,390,350	2,328,400	2,467,970





Transportation Five-Year CIP

	2022-2023	2023-2024	2024-2025	2025-2026	2026-2027
Street Improvements	500,000	500,000	500,000	500,000	500,000
Sidewalks and Curbs	100,000	100,000	100,000	100,000	100,000
Stormwater & Drainage	200,000	200,000	200,000	200,000	200,000
2022 Haulotte Man Lift	30,950				
Ford F350 4WD Diesel	69,290				
(2) F150 Super Cab	72,880				
Ford T350 High Roof Cargo Van	52,050				
Mower Replacement Program		16,000	17,000	18,000	19,000
John Deere with Bush Hog		77,400			
2022 Ford Super Duty F550 Crane		93,950			
F150 Extended Cab 2WD		45,000			
(2) F150 2WD		80,000			
Ford T250 High Roof Cargo Van		41,000			
F250 Diesel Aluminum Flat Bed 2WD			62,000		
Ford F250 Diesel 4WD			70,000		
F150 2WD			45,000		
Ford F600 w/ Aerial Lift				180,000	
Street Sweeper					314,210
	1,025,170	1,153,350	994,000	998,000	1,133,210

2022-2027 – Street Improvements: The Transportation Department continues its road improvement program inside the city limits to improve roads and traffic flow. Projects include, but are not limited to, paving City owned dirt roads; maintaining existing roads; and installing new signage and striping to comply with the Manual on Uniform Traffic Control Devices (MUTCD) guidelines which will extend their useful life.

2022-2027 – Sidewalks and Curbs: The Transportation Department continues to construct new sidewalks and repair and replace existing sidewalks inside the city limits. This will improve pedestrian pathways and continue their connectivity. As the City annexes property, consideration will be given to areas which can be improved by constructing new sidewalks.

2022-2027 – Stormwater & Drainage Improvements: The Transportation Department continues to correct nuisance flooding; provide corrective maintenance; replace and upgrade infrastructure; improve water quality; and reduce costs. Plans include the development of water quality models and accurate inventory of all basins, inlets, and outfalls. The model will be GIS based and provide a means to evaluate drainage and water quality issues.



Transportation Five-Year CIP

(Continued)

2022-2023 Haulotte Man Lift: This tow behind man lift is needed because the lift the city currently owns is old and unreliable, the current lift was purchased at auction and is constantly breaking down, the controls are unreliable and have left city employees stranded up in the air when the controls would not operate.

2022-2023 F350 Diesel Utility Truck: This truck will replace a F250 (2011 with 92,000 miles) gas truck, used currently as a sign truck. The replacement vehicle would not only be used as a sign truck, but also be used as a tow vehicle for moving heavy equipment around the city as the Streets Department currently does not have a vehicle capable of this.

2022-2023 (2) F150 Trucks: One truck will replace a broken down 2005 F150 with 91,300 miles on it, with a blown transmission and other problems. The second new truck will be used for a new employee who is currently driving a small Ford ranger that does not tow trailers/lawn mowing equipment safely.

2022-2023 Ford T350 High Roof Cargo Van: Will replace the Facilities Maintenance Worker's truck, which is 22-years old and in very poor shape. This High Roof Van will have a towing package, heavy duty cargo flooring, 1200-watt generator, power outlets, shelving and an aluminum slide down ladder.

2024 - 2027 –Mower Replacement Program: The Streets Department will replace 2 commercial lawn mowers each year.

2023-2024 John Deere Tractor with Bush Hog: This is a tractor and bush hog for mowing mainly on U.S 27, and will also be used throughout the city where space allows. Currently, the Streets Department has no large mowing equipment and have to borrow the tractor from the Wastewater Department, to mow the swales and ditches on US 27. This tractor can do in one pass, what it takes the small zero turn mowers three and half passes to complete.

2023-2024 Ford Super Duty F550 /w Crane: This truck is needed for the City stormwater program. The crane is needed to aid in lifting manholes, storm drain grates, pumps, and other things out in the field that are too heavy for the guys to move around.

2023 - 2024 – F150 Extended Cab 2WD: This truck will be purchased for Streets Department to replace a 2005 Ford F150 (#54) that is no longer cost effective to maintain and will be sold at auction.



Transportation Five-Year CIP

(Continued)

2023 - 2024 – (2) F150 2WD: These trucks will be purchased for Streets Department to replace a 2001 Ford F150 (#38) and a 2008 Ford Ranger (#53) that are no longer cost effective to maintain and will be sold at auction.

2023 - 2024 – Ford T250 Cargo Van: This van will be purchased for Streets Department to replace a 2009 Ford E250 Van (#57) with 173,000 miles, used by the facilities custodian, that is no longer cost effective to maintain and will be sold at auction.

2024 - 2025 – F250 Diesel Aluminum Flat Bed 2WD: This truck will be purchased for the Streets Department to replace a 2007 Ford F150 Fuel Truck (#2) that is no longer cost effective to maintain and will be sold at auction.

2024 - 2025 – Ford F250 Diesel 4WD with Utility Bed and Compressor: This van will be purchased for the Streets Department to replace a 2011 Ford F250 Truck (#55) that is no longer cost effective to maintain and will be sold at auction.

2024 - 2025 – Ford F150 2WD: This truck will be purchased for Streets Department to replace a 2014 Ford F150 Truck (#64) that is no longer cost effective to maintain and will be sold at auction.

2025-2026 F600 Aerial Lift Truck: This Truck would be a force multiplier for the entire City because it would serve multiple departments. This will serve as a huge time saver for putting up Christmas decorations, changing light bulbs on Main St., tree trimming, inspecting roofs/buildings, and anything else where man lifting is needed. It is highly mobile versus a tow behind lift.

2026-2027 Street Sweeper: Currently the contracted street sweeper company only does sweeping once a month per the contract agreement. This vehicle is needed for the City stormwater program. Owning a street sweeping could allow it to be done on as-needed basis. For example, after the recent hailstorm Main Street could have been cleaned in its entirety in just a couple hours instead of a week.



Streets Department Five-Year CIP

	2022- 2023	2023- 2024	2024- 2025	2025- 2026	2026- 2027
Street Construction	50,000	50,000	50,000	50,000	50,000
Power Liner Striping Machine	2,340				
	52,340	50,000	50,000	50,000	50,000

Funding Source					
Grants					
Infrastructure					
General Fund	52,340	50,000	50,000	50,000	50,000
	52,340	50,000	50,000	50,000	50,000

2022 – 2026 – Street Construction: The Street Department continues its road program inside the City limits to improve roads and traffic flow.

2022 – 2023 – Powerline Striping Machine: Currently, striping is done manually using wood 2x4s as guides. The striping machine will save time and create a cleaner more professional stripe, in addition to be used to stripe city parking lots.





Parks & Recreation Five-Year CIP

	2022- 2023	2023- 2024	2024- 2025	2025- 2026	2026- 2027
Roof - Community Center (Carry Forward)	250,000				
Durrah Martin Park FRDAP (50/50)	400,000	400,000	400,000	400,000	400,000
MLK Jr. Sports Complex FRDAP (50/50)	200,000	200,000	200,000	200,000	200,000
Lake Tulane Park FRDAP (50/50)		200,000	200,000	200,000	200,000
Donaldson Park FRDAP (50/50)		400,000	400,000	400,000	400,000
Roofs @ Lucy Derkrman Softball Complex	16,840				
Toro Sand Pro	23,050				
Vermeer Brush Chipper	39,460				
Walk-Behind Floor Scrubber	3,430				
F150 Extended Cab 4WD			70,000		
	932,780	1,200,000	1,270,000	1,200,000	1,200,000

Funding Source					
State Grants	300,000	600,000	600,000	600,000	600,000
Infrastructure	550,000	600,000	600,000	600,000	600,000
General Fund	82,780	-	70,000	-	-
	932,780	1,200,000	1,270,000	1,200,000	1,200,000

2022-2023 – Roof at the Community Center: The roof at the Community Center is in need of replacement. This is a carry forward item from FY2021-2022.

2022-2027 – Durrah Martin Park: Plans for Durrah Martin Park include a passive/paved parking lot (storm water friendly); irrigation system; walking trail around the complex; additional bleacher seating; second child playground area; relocating and constructing a screened recycle/dumpster enclosure; and development of additional pavilions. 50% of this project would be funded by the Florida Recreation Development Assistance Program (FRDAP) in the amount of \$200,000 and the other 50% would come from Infrastructure funds in the amount of \$200,000. Future improvements for Durrah Martin Park will continue each year and funding would be requested through FRDAP.

2022-2026 – Martin Luther King, Jr. Sports Complex: Plans for Martin Luther King, Jr. Sports Complex include the rehab of existing concrete bleachers; addition of new bleachers on the visitor side; improved basketball courts; replacement of rusted fencing around the field; restriping the existing parking area; and addition of pavilions on the visitor's side of the field. 50% of this project would be funded by the Florida Recreation Development Assistance Program (FRDAP) in the amount of \$100,000 and the other 50% would come from Infrastructure funds in the amount of \$100,000. Future improvements for the Martin Luther King, Jr. Sports Complex will continue each year and funding would be requested through FRDAP.



Parks & Recreation Five-Year CIP (Continued)

2023-2027 – Lake Tulane Playground: Lake Tulane and its beach area has historic significance to the City of Avon Park. Restrooms are in need of repair. The park has capacity to provide expanded recreational use and can be developed to include additional pavilions, a child playground area, beach improvements and parking. This project would be funded by the Florida Recreation Development Assistance Program (FRDAP) for \$200,000. Future improvements for Lake Tulane Playground will continue each year and funding would be requested through FRDAP.

2023-2027 – Donaldson Park: The park sits on the east side of Lake Verona, with a large sandy beach which city and county residences and other visitors truly enjoy. Plans for Donaldson Park include a Splash Pad (“spray-ground”) with age-appropriate areas and fencing; an amphitheater; new irrigation system throughout the park, and new/additional child playground equipment. The projects would be funded by the Florida Recreation Development Assistance Program (FRDAP) for \$400,000. Future improvements for Donaldson Park will continue each year and funding will be requested through FRDAP.

2022-2023 Lucy Derkman Softball Complex: The roofs of two (2) dugouts and the scorekeepers press box were destroyed during Hurricane Irma and have yet to be repaired. The roofs of the dugouts were blown completely off, also during the storm the block pillars holding the roofs up were damaged and fell over. The roof of the press box was also blown off and destroyed with the storm.

2022-2023 Toro SandPro: This machine is used to work and smooth the clay/dirt on baseball/softball fields. The current machine is 18-years old and is inefficient at tilling and smoothing out the clay on the field because of the location on the tilling attachment; thus, causing double the amount of work and time in the next steps of working the field which is using a mat pulled behind the machine to smooth the surface.

2022-2023 Vermeer Brush Chipper: The City does not currently own a brush chipper. A brush chipper is needed due to the large amount of tree trimming the city does, and also to help with storm debris. When trees are trimmed now, the branches are piled into a trailer and hauled off. This is very inefficient and time consuming due to the very small number of limbs that can be placed on a trailer, with the chipper the limbs would be chipped immediately upon trimming and collected in the bed of a dump truck, allowing for more time on the job actually trimming or picking up debris.

2022-2023 Walk Behind Floor Scrubber: This machine is needed to aid in cleaning floors at all facilities. This machine would cut down the floor cleaning time as it is self-propelled and can cover the area to be cleaned very quickly versus back and forth with a mop, and the rotating scrubbing action will clean with very little effort better than a mop.

2024 - 2025 – Ford F150 Extended Cab 4WD: This van will be purchased for Parks Department to replace a 2014 Ford F150 Truck (#9) that is no longer cost effective to maintain and will be sold at auction.



Law Enforcement Five-Year CIP

	2022-2023	2023-2024	2024-2025	2025-2026	
Vehicles	165,830	200,340	-	-	-
	165,830	200,340	-	-	-

Funding Source					
Infrastructure	165,830	200,340	-	-	-
	165,830	200,340	-	--	--



2022-2023 - Patrol Cars: Under the interlocal agreement the city agrees to pay the Sheriff \$200,340 for: FY 2022/2023 and FY 2023/2024.



General Government Five-Year CIP

	2022- 2023	2023- 2024	2024- 2025	2025- 2026	2026- 2027
Roof - City Hall Roll Forward	100,000				
Accounting Software	224,790				
Timekeeping Software		14,000			
Neighborhood Revitalization		800,000	100,000		
	324,790	814,000	100,000	-	-

Funding Source					
State Grants		750,000	90,000		
Infrastructure	100,000	50,000	10,000		
General Fund	224,790	14,000			
	324,790	814,000	100,000	-	-

2022-2023 –Roof at City Hall: The roof has been inspected and has been deemed in need of being replaced.

2022 - 2023 – Accounting Software: The Accounting Software currently in use is obsolete and in need of replacement. \$229,990 is budgeted for FY22/23 to allow staff the time to plan and implement a new accounting software program that is more compatible and in line with the needs of the City.

2023-2024 - Timekeeping hardware/software: Works electronically to update and maintain the timekeeping processes.

2023 – 2025 – Community Development Block Grant (CDBG) - Neighborhood Revitalization: CDBG may be submitted for installation of sidewalks and mitigation infrastructure in residential or commercial areas. Alternatively, the City can apply for a neighborhood rehabilitation grant.



Fire Department Five-Year CIP

	2022-2023	2023-2024	2024-2025	2025-2026	2026-2027
Fire Hydrant Replacement & Maintenance	50,000	40,000	40,000	40,000	40,000
Firefighting Equipment Washer	46,000				
Purchase Brush Truck	220,000				
Radios (3/yr.)	17,100	19,500	22,200	25,200	28,500
Bunker Gear	12,500	13,250	14,150	15,200	16,260
Station Chair (3 @ \$1,000 each)	3,000				
Fire Station Hardening Grant	894,090				
Remodel Shower/Bathroom		35,000			
Aerial Truck			900,000		
	1,242,690	107,750	976,350	80,400	84,760
Funding Source					
Grants	928,590				
Infrastructure	314,100	107,750	976,350	80,400	84,760
General Fund					
	1,242,690	107,750	976,350	80,400	84,760

2022 - 2027 – Fire Hydrant Replacements & Maintenance: The city is initiating a long-range plan to install new fire hydrants, to keep in compliance with the city's Municipal Code of Ordinances. Replacement fire hydrants, are on an as needed basis, when identified.

2022 - 2023 –Firefighting Equipment Washer: Studies have shown that firefighters run a significantly higher risk of being diagnosed with, and dying from, various forms of cancer than the general U.S. population. The National Institute for Occupational Safety and Health undertook a large study and concluded firefighters face a 14% increase, in cancer related death, then that of that the general public. This is due to the hazardous chemicals and carcinogenic particles they are exposed to in the line of duty. To reduce this exposure, and the resulting cancer risk, it is essential to thoroughly, safely and efficiently clean and decontaminate all protective equipment after every use. That is what the Mieko Deacon unit is designed to do. The City has been awarded the Florida Firefighter Cancer Decontamination Equipment Grant which covers 75% (\$34,500) and the City is responsible for 25% (\$11,500).

2022-2023 - Brush Truck: The Fire Department's current brush truck is a 2003 Ford F-450. It is scheduled to be replaced in 2023 after 20-years of service.



Fire Department Five-Year CIP

(Continued)

2022-2027 - Motorola Radios: These radios are the firefighters' main mode of communication. They are used on a daily basis, on every call, to communicate between other firefighters and Central Dispatch. The radios are individually programmed, and include life-safety features. The radios are tested and approved to be intrinsically safe for use in hazardous areas. The radios that are being replaced will be 10-years old at time of their replacement.

2022-2027 - Bunker gear: This structural protective gear has a life span of 10-years from the date of manufacture. In an effort to reduce the risk of cancer, bunker gear is purchased in two-sets of gear for every firefighter. This equates to 40-sets of gear to be replaced every 10 years. The plan is to replace 4-sets every year. The city also submitted for request reimbursement from its insurance carrier, Preferred Insurance Group, for \$5,000 every year; however, this request is not granted every year.

2022-2030 - Fire Station Hardening Grant: The City of Avon Park, Florida, has been awarded \$894,087.00 in CDBG-MIT (Community Development Block Grant – Mitigation) funding to harden the Fire Station through installation of hurricane rated roofs and wind rated doors and windows, along with interior building and electrical upgrades.

2022-2023 Fire Station Recliners: While on the surface, these chairs seem like a luxury; however, they play a vital role. Firefighters work a 24-hour shift, and during down times from calls for service, maintaining all equipment, equipment inspections, and training -these chairs provide a location to relax. Three (3) of the chairs were replaced last year, and this will be the remaining three (3) that need replacing.

2023 - 2024 – Remodel Shower and Bathroom: Both are original to the building and in need of upgrade and repair.

2024 - 2025 – Aerial Truck: The current Aerial Truck will be past its useful life in FY24/25.



Water Wastewater Five-Year CIP

	2022- 2023	2023- 2024	2024- 2025	2025- 2026	2026- 2027
Water Meter Replacement (Operating)	500,000	500,000	500,000	500,000	500,000
Water Line Transmission	500,000	500,000	500,000	500,000	500,000
Lift Station Rehabilitation	250,000	250,000	250,000	250,000	250,000
Lining and Pipe Bursting Wastewater Lines	250,000	250,000	250,000	250,000	250,000
2023 F350 4WD (Water)	58,500				
2023 F150 4WD (Martz-Replace Ford Ranger)	40,600				
Metal Detectors (6 @ 1,000 ea.)	6,000				
Automatic Hydro Flushers (20 @ 4,470 ea.)	89,400	89,400			
Stump Grinder	11,750				
Rear Winch	3,770				
Shredder	18,300				
DEO Distribution & Drinking Water	670,600				
Water Treatment Plants		250,000	250,000	250,000	250,000
Generators for Lift stations (3520 WW Supply)		130,000	130,000	130,000	130,000
Brush Cutting Finish Mower		16,500			
F350 4WD		60,000			
F550 4WD		95,000			
F350 4WD		60,000			
Lift Station Lining (20 WW Supply)			160,000	160,000	160,000
Trencher			8,900		
Vacon Truck			525,000		
F250 4WD Diesel (2)			150,000		
Chevy Silverado 6500 Crane Truck					170,000
	2,398,920	2,200,900	2,723,900	2,040,000	2,210,000

Funding Source					
State Grants	670,600				
Water Wastewater Utility Funds	1,728,320	2,200,900	2,723,900	2,040,000	2,210,000
	2,398,920	2,200,900	2,723,900	2,040,000	2,210,000

2022-2027 – Water Meter Replacement: The Water Department has undertaken a water meter replacement project for the past three years. AWWA standard recommends full replacement of water meters after ten years of service. Failure to maintain a meter replacement program could result in under-billing for customer water consumption. A continued and sustained program is necessary to keep meters serviced and up to date. The past three years has seen progress being made.



Water Wastewater Five-Year CIP

(Continued)

2022-2027 – Water/Wastewater Multi Year Main Transmission: This yearly project continues to expand the City's utilities (when new C&D positions are filled) into new service areas or for areas where the City has entered into developer agreements for service. The budgeted cost of these system expansions is projected at \$500,000 annually. This project would be funded from the water/Wastewater fund.

2022-2027 – Lift Station Rehabilitation: The Wastewater Department will budget \$250,000 from the utility to provide routine maintenance and replacement items to the mechanical and structural elements at the lift stations.

2022-2027 – Wastewater Pipe Lining and Bursting: The Wastewater Department will budget \$250,000 from the utility to rehabilitate aging infrastructure.

2022-2023 – Ford F350 4WD: The Water Department will purchase this vehicle for Collections and Distribution Service to replace a 2011 Ford Ranger which will be transferred to the Sanitation Department.

2022-2023 – Ford F150 4WD: The Water Department will purchase this vehicle to replace a 2011 Ford Ranger that is no longer cost effective to maintain and will be sold at auction.

2022-2023 – Metal Detectors: The Water and Wastewater Departments will purchase 6 metal detectors which are needed to locate underground utility lines.

2022-2024 – Automatic Hydro Flushers: The Water Department will purchase 40 automatic hydro flushers which are needed for flushing dead end points in the water system.

2022-2023 – Stump Grinder: The Water and Wastewater Departments will purchase this stump grinding attachment, for the remote-controlled mower, which is needed when trees are cut down and to prevent regrowth.

2022-2023 – Rear Winch: The Water and Wastewater Departments will purchase this rear winch attachment, for the remote-controlled mower, which is needed to mow steep banks around storm ponds and perk ponds.

2022-2023 – Shredder: The Water and Wastewater Departments will purchase this shredder attachment, for the remote-controlled mower, which is needed to clear right of ways, easements and manhole covers.



Water Wastewater Five-Year CIP

(Continued)

2022-2023 – DEO Distribution and Drinking Water Grant: The City of Avon Park has been awarded \$670,623 in CDBG-MIT funding to overhaul the city's drinking water system, creating on that will ensure safe drinking water standards are met. The mitigation activities consist of installation of 250 linear feet of 12" pipe under Hwy 27, installation of 2 chlorine skids systems and program logic controls at both the Crystal Lake and Glenwood water treatment plants, installment of 5,000 liner feet of PVC pipes and add a bore for increased water pressure.

2022-2027 –Water Treatment Plants Overhaul: Rehab and modernize entire facilities to include: Clear wells for water storage, pumps, existing structures and construction of a new enclosed equipment and material storage facility for pumps, valves, hydrants, pipe, sleeves, fittings etc.; additionally, a parking lot for staff and their service trucks.

2024-2027 – Generators for Lift stations: The Wastewater Department will purchase 5320 WW generators for all lift stations which are needed for uninterrupted service during natural disasters and power outages.

2023-2024 – Brush Cutting Finish Mower: The Water and Wastewater Departments will purchase this brush cutting finish mower attachment, for the remote-controlled mower, which is needed for mowing slopes.

2023 - 2024 – F350 4x4 Diesel Extended Cab with Utility Bed and Strobes - This truck will be purchased for Water Department to replace a 2002 Ford F250 Truck (#3) that is no longer cost effective to maintain and will be sold at auction.

2023 - 2024 – F550 4x4 Diesel Extended Cab with Utility Bed and Strobes: This truck will be purchased for Water Department to replace a 2004 Ford F350 Truck (#49) that is no longer cost effective to maintain and will be sold at auction.

2023 - 2024 – F350 4x4 Diesel Extended Cab with Utility Bed and Strobes: This truck will be purchased for the Water Department to replace a 2008 Ford F350 Truck (#34) that is no longer in service due to a blown engine and will be sold at auction.

2024 - 2027 – Lift Station Relining Program: The Wastewater Department will budget \$160,000 annually for the relining of lift stations to prevent H2S from eating away the lift station.

2024 - 2025 – Trencher: The Water Department will purchase a trencher to be utilized for running new utility lines.



Water Wastewater Five-Year CIP

(Continued)

2024 - 2025 – Vacon Truck: This truck will be purchased to replace a 2017 that will be transferred to stormwater and a 2001 vacon truck that is no longer cost effective to maintain and will be sold at auction.

2024 - 2025 – (2) F250 4x4 Diesel Extended Cab with Utility Bed and Strobes: This truck will be purchased for Water Department to replace a 2012 Ford F250 Truck (#59) and a 2013 Ford F250 (#61) that are no longer cost effective to maintain and will be sold at auction.

2026 - 2027 – Chevy Silverado 6500 Crane Truck with EPack: This truck will be purchased for Water Department to replace a 2017 Ford F550 Crane Truck (#73) that is no longer cost effective to maintain and will be sold at auction.





Sanitation Five-Year CIP

	2022- 2023	2023- 2024	2024- 2025	2025- 2026	2026- 2027
CAT 950 Front End Loader w/ Root Rake				340,000	
Truck Replacement Program			400,000	400,000	400,000
	-	-	400,000	740,000	400,000
Funding Source					
General Fund	-	-	400,000	740,000	400,000
	-	-	400,000	740,000	400,000

2025 - 2026 – CAT 950: The Sanitation Department will purchase a CAT 950 Front End Loader with Root Rake to maintain the City's Landfill.

2024 - 2027 – Truck Replacement Program: The Sanitation Department will purchase 1 new Garbage Truck per year to replace an aging fleet, specifically the following: a 2011 Truck #2, 2012 Truck #1, and 2014 Truck #3.